

How to vote in Queensland state elections

Easy Read version



How to use this guide



The Electoral Commission of Queensland (ECQ) wrote this guide.

When you read the word 'we', it means ECQ.



We wrote this guide in an easy to read way.


We use pictures to explain some ideas.

Bold

We wrote some important words in **bold**.

Not bold

This means the letters are thicker and darker.




We explain what these words mean.

There is a list of these words on page 33.



This is an Easy Read summary of information on our website.

This means it only includes the most important ideas.



You can find more information on our website.

www.ecq.qld.gov.au



You can ask for help to read this guide.

A friend, family member or support person might be able to help you.



This is a long document.

You don't need to read it all at once.

You can take your time.

What's in this guide?

Do I have to vote? 5

What is the state election? 7

How to vote 8

Different ways to vote 12

Accessible polling places and support 23

Information in other languages 32

Word list 33

Contact us 35

Do I have to vote?



You must vote in the state election if you are:


- 18 years old or older
- an Australian **citizen**.



A citizen is someone who has the rights and freedoms of the country where they live.



Before you can vote, you must **enrol**.



When you enrol, we put your name on a list of people who can vote.

This is called the **electoral roll**.



You can visit the Australian Electoral Commission website to:

- enrol to vote
- check your details on the electoral roll.

www.aec.gov.au/enrol

What is the state election?




The state election is how we choose the Queensland Government.

The Queensland Government runs things like:



- schools



- hospitals




- housing.



During the election, people on the Queensland electoral roll will vote to have their say on who should run Queensland.

How to vote



You need to fill out a **ballot paper** to vote.



A ballot paper is a form you fill out to show who you want to vote for.




It has a list of people you can vote for in the election.

We call these people **candidates**.



The ballot paper has empty boxes next to the names of the candidates.



You must put a number in all the boxes on your ballot paper.



Start by picking the candidate who is your first choice.

Put the number 1 in the empty box next to their name.




Then choose the candidate you want to vote for next.

Put the number 2 in the empty box next to their name.

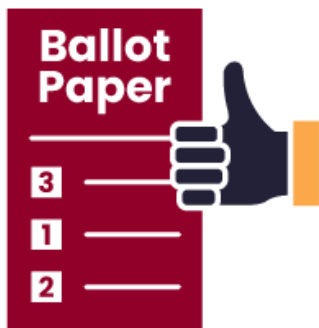


Keep putting numbers in the boxes next to the other candidates.



You must fill out all the boxes.

Every box should have a different number in it.



When every box has a number in it, the ballot paper is finished.



Do not put any personal information on the ballot paper.



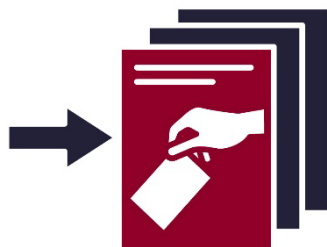
For example, your:

- name
- address.



Then put your ballot paper in the ballot box.

Different ways to vote



On the following pages, we explain different ways people can vote.

Vote in person



When you vote in person, staff will need to find your name on the electoral roll.




You can bring your voter information card with you to make this easy.

This is a maroon coloured card.



We will mail your voter information card to you before the election.

We will send it to the address we have for you on the electoral roll.



We will also email you a voter information card if you shared your email address on the electoral roll.

Before election day



You can vote in person at an early voting centre before election day.



Early voting centres are open:

- 2 weeks before election day
- from 8 am to 6 pm weekdays.




You can find your closest early voting centre on our website.

www.ecq.qld.gov.au



Staff at the voting centre will:

- scan your voter information card
- or
- ask for your name and address.



When they know who you are, they will give you the ballot paper.

On election day

Election Day Polling Place



You can vote in person at a polling place on election day.




You can find your closest polling place on our website.

www.ecq.qld.gov.au



Staff at the polling place will:

- scan your voter information card
- or
- ask for your name and address.



When they know who you are, they will give you the ballot paper.

Vote by post



You can vote by post up until election day.

This is called a **postal vote**.



You can apply for a postal vote on our website.

www.ecq.qld.gov.au

You must apply if you want to do a postal vote.

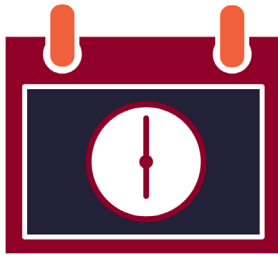


You can also ask us on the phone.

1300 881 665



We will send you a pack with a ballot paper and envelope inside.



You must fill out your postal vote before 6 pm on election day.



You should mail it back to us once you have filled it out.



We must receive your vote within 10 days after election day.

Vote by phone



Some people can register to vote by phone.




You can call us to:

- find out if you can vote by phone
- register to vote by phone.

1300 912 782



You can call to register from 2 weeks before election day.



You must call to register before 12 pm on election day.



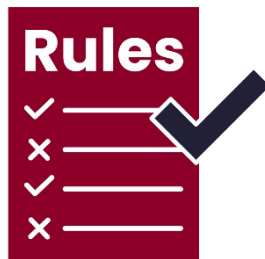
We will ask for your:

- name
- address.



We will also ask for your:


- phone number
- or
- email address.



We will ask you questions to make sure you meet the rules to vote by phone.



We will ask you to choose a personal identification number (PIN).
Your PIN needs to be 6 numbers long.



We will send you a registration number.



After you have registered, you can call to vote.

1300 912 782



When you call to vote, we will ask you for your:

- registration number
- PIN.




We will read the ballot paper to you,
including information about:

- how to vote
- the names of the candidates
- what political party they are part of.



You need to tell us who you want to vote for.

We will fill out your ballot paper for you.



We will keep this information safe.

Accessible polling places and support

Accessible polling places



You can find out where **accessible** polling places are before you go to vote.




When something is accessible, it is easy to:

- find and use
- move around.



We say some polling places are ‘accessible’.

This means you can use a wheelchair or walking stick to get inside.



Some polling places have 'assisted access'.

This means you might need some help to get inside with a wheelchair or walking stick.



Some polling places are 'not accessible'.

This means you won't be able to get inside with a wheelchair or walking stick.



You can find out about accessible polling places on our website.

www.ecq.qld.gov.au


Vote from your car



You can vote from your car if the polling place is not accessible to you.



There will be a sign in the car park at the polling place with the phone number to contact staff.



You can:

- call this number
- ask to vote from your car.



A staff member from the polling place will bring your ballot paper to you.

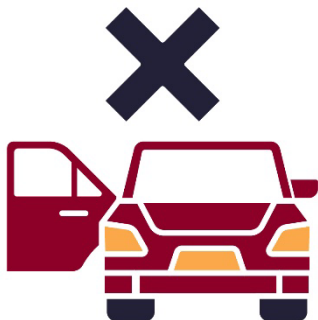


You can:

- fill it out
- put it in an envelope
- give it to a staff member.



We will take the envelope inside the polling place and put it in a ballot box for you.



You don't need to get out of the car.

Support from another person



You can ask someone to help you vote.

This could be:



- a friend
- a family member
- staff at the polling place.

They can help you by:



- reading the ballot paper to you



- filling out the ballot paper the way you want



- putting your ballot paper in the ballot box or envelope.

Vote at a declared institution



Some people can vote where they live.



They can do this if:

- they have high support needs
- they receive care where they live
- the place they live is a **declared institution**.



We decide if a place is a declared institution.

This means the people who live and get support there can vote at home.



These are usually aged care homes.



You can find out if you live at a declared institution on our website.

www.ecq.qld.gov.au



People can only vote at a declared institution if they:

- get care and support there
- need a lot of support.



Staff and visitors cannot vote at a declared institution.



We will visit the declared institutions before election day.



We will set up a place inside the declared institutions where you can vote.



If you can't leave your bed, we will come to you.


Information in other languages



We have information about voting in 25 languages.



The information is in a document called 'Multilingual guide to voting'.



You can find the document on our website.

www.ecq.qld.gov.au/voterhelp



We also use a service called Language Loop.

Language Loop can help you talk to us:

- in your language
- on the phone.

Word list


This list explains what the **bold** words in this guide mean.



Accessible

When something is accessible, it is easy to:

- find and use
- move around.



Ballot paper

A ballot paper is a form you fill out to show who you want to vote for.



Candidates

Candidates are the people you can vote for in the election.



Citizen

A citizen is someone who has the rights and freedoms of the country where they live.


Declared institution



We decide if a place is a declared institution.

This means the people who live and get support there can vote at home.

These are usually aged care homes.



Electoral roll

The electoral roll is a list of people who can vote.



Enrol

When you enrol, we put your name on the electoral roll.



Postal vote

You can vote by post before election day.

This is called a postal vote.

Contact us



You can call us.

1300 881 665



You can send us an email.

ecq@ecq.qld.gov.au



You can write to us.

GPO Box 1393

Brisbane QLD 4001



You can visit our website.

www.ecq.qld.gov.au



You can follow us on Facebook.

www.facebook.com/electoralcommissionqld




You can find us on Instagram.

www.instagram.com/electoralcommissionqld



You can follow us on LinkedIn.

www.linkedin.com/company/ecq



The Information Access Group created this Easy Read document using stock photography and custom images.

The images may not be reused without permission.

For any enquiries about the images, please visit

www.informationaccessgroup.com.

Quote job number 5910.