



Electoral Commission
QUEENSLAND

Report on the 2024 Local Government Elections

Acknowledgement of Country

The Electoral Commission of Queensland acknowledges the Traditional Owners of Country and their connection to land, sea and community. We pay our respects to Elders past and present.

Interpreter services

The Electoral Commission of Queensland is committed to providing accessible services to Queenslanders from all culturally and linguistically diverse backgrounds. If you have difficulty understanding the elections report, you can contact us on 1300 881 665 and we will arrange an interpreter to effectively communicate the document to you.




Copyright

© Electoral Commission of Queensland 2024

Licence

This report is licensed by the Electoral Commission of Queensland under a Creative Commons Attribution (CC BY) 4.0 International licence.



In essence, you are free to copy, communicate and adapt this document, as long as you attribute the work to the Electoral Commission of Queensland. To view a copy of this licence, visit <http://creativecommons.org/licenses/by/4.0/>

Content from this document should be attributed as the Electoral Commission of Queensland Report on the 2024 Local Government Elections. This report is available to download from the ECQ website www.ecq.qld.gov.au.

Enquiries and requests for a paper copy of this document may be directed to:

Electoral Commission of Queensland

Telephone: 1300 881 665
Website: www.ecq.qld.gov.au
Email: ecq@ecq.qld.gov.au
Post: GPO Box 1393
BRISBANE QLD 4001

Contents

Overview	1
Election highlights	2
Local government elections in Queensland	3
Local government versus State election delivery	4
Planning and preparation.....	5
Stakeholder engagement	6
Local government engagement strategy	6
Local Government Election Advisory Committee.....	6
First Nations engagement.....	7
Election service plan.....	7
Election timetable	8
2024 local government election delivery	9
Key election statistics.....	9
Voter behaviour	9
Independent evaluation of election day issues.....	10
Election services.....	12
Enrolment	12
Voting channels.....	12
Accessibility services	14
Service centre	15
Feedback and complaints.....	15
Election resources and technology.....	16
Logistics and materials	16
ICT equipment.....	16
Critical election systems.....	16
Election workforce	18
Returning Officers and Assistant Returning Officers.....	18
Recruitment and training of temporary election staff.....	18

Candidates and parties	19
Engagement with candidates and registered political parties	19
Electoral expenditure caps.....	19
Funding and disclosure requirements.....	20
Candidate nominations and group registration	20
How-to-vote cards	20
Third party campaigners.....	20
Advertising, engagement and communication	21
Advertising campaign	21
Media and social media	21
Multilingual Guide to Voting.....	21
Voter Information Card	22
SMS alert	22
Website	22
Electoral integrity and disinformation	22
Election results	23
Vote counting and declaration process	23
Court of disputed returns	23
Post-election activities	24
Failure to vote and compliance	24
Election summary returns.....	24
Compliance activities.....	25
Election survey.....	25
Audit.....	25
Informal ballot paper review	25
Appendices	34
Appendix A – Statutory notices	35
Appendix B – Full postal and hybrid elections.....	48
Appendix C – Uncontested elections.....	49
Appendix D – Advertising and social media campaign assets	52
Appendix E – Voter turnout map	53
Appendix F – Informality maps.....	54
Appendix G – Local government election summaries	56

Overview

In March 2024, the Electoral Commission of Queensland (ECQ) delivered the local government quadrennial elections for all mayors and councillors in the State's 77 local government areas.

In Queensland, local government elections must occur every four years on the last Saturday in March, unless changed by a regulation. The date of the 2024 local government elections was changed to Saturday, 16 March 2024, via the *Local Government Electoral Regulation 2023*. This change was made so that the elections were not held at the same time as the Easter weekend or the school holiday period.

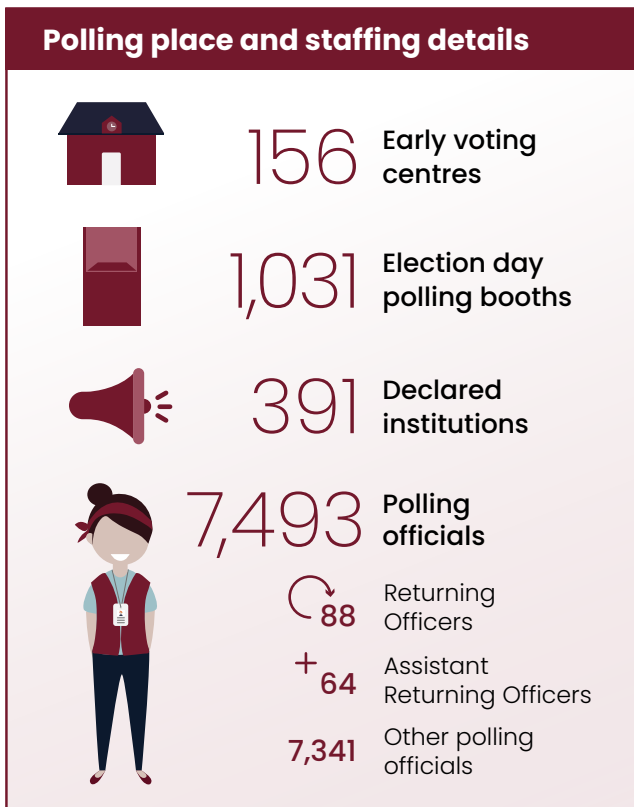
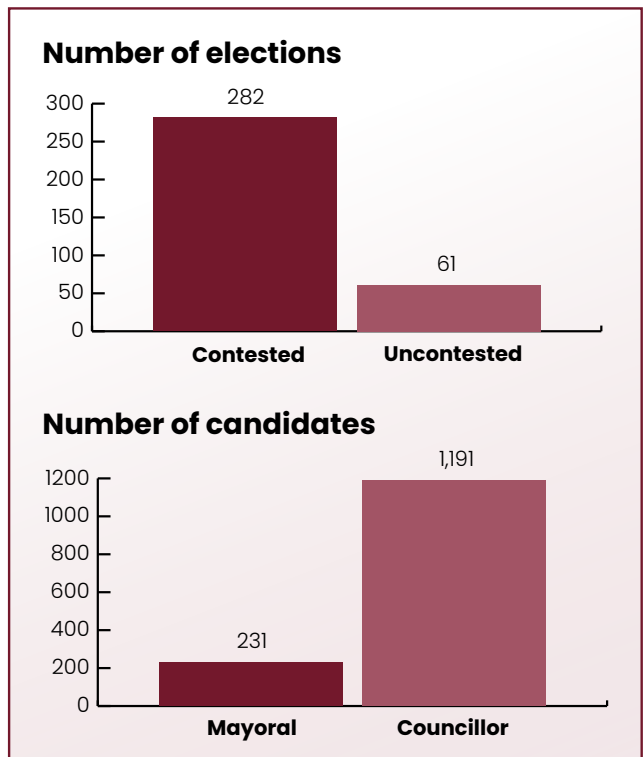
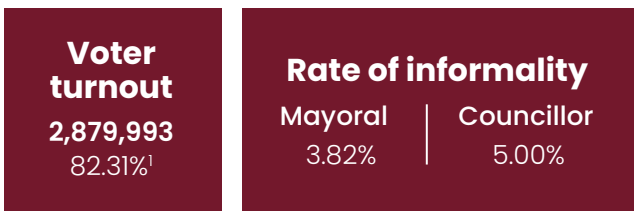
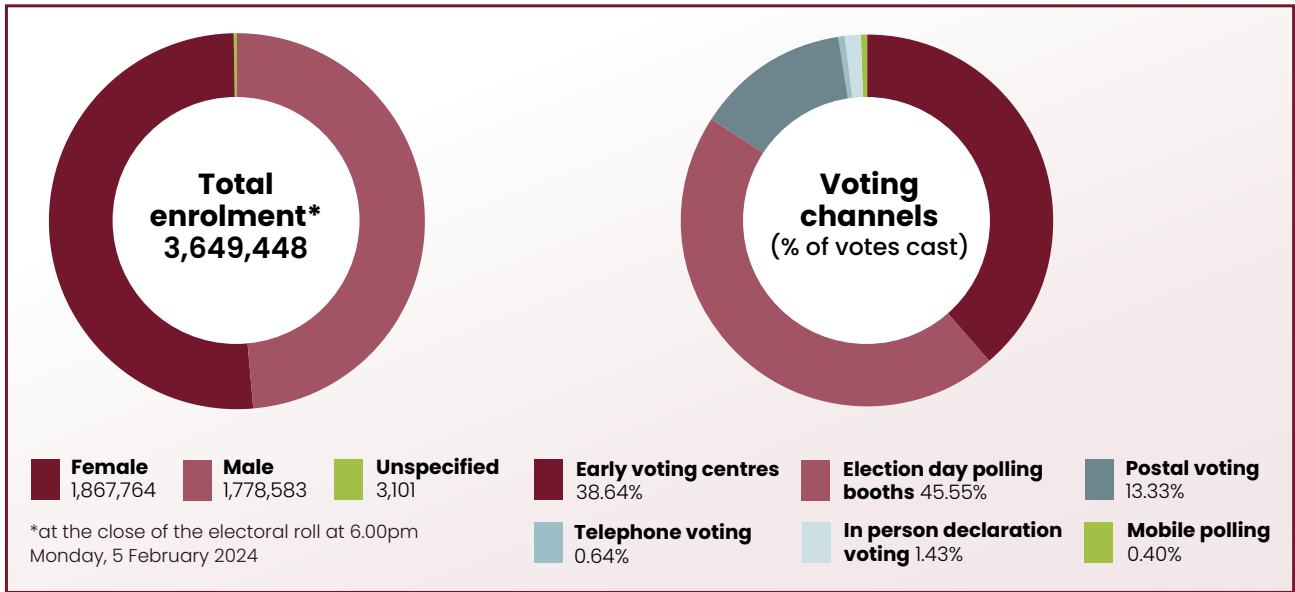
The local government elections were delivered concurrently with two State by-elections for the electoral districts of Inala and Ipswich West. A separate report has been produced on the delivery of the by-elections.

The election for the Torres Strait Island Regional Council was extended by one week to Saturday, 23 March 2024, due to challenging weather conditions preventing the delivery of mobile polling services by helicopter to some communities.

While voting in both State and local government elections is compulsory in Queensland, voter turnout at local government elections is typically lower than at State general elections. In March 2024, turnout for the local government elections was 82.31 per cent, an increase from the turnout rate of 77.71 per cent at the last local government elections in 2020.

This report provides an overview of the delivery of the elections, including services, results and post-election activities. The opportunities for improvement identified through a rigorous independent evaluation of this event are informing the ECQ's service planning for the 2024 State general election in October 2024, as well as future local government elections.

Election highlights



¹ The turnout percentage excludes enrolled electors who were not required to vote because both mayoral and councillor elections in their local government area were uncontested. The total number of electors eligible to vote in contested elections was 3,498,854.

Local government elections in Queensland

Local government elections are complex undertakings and are among the most challenging of the ECQ's election delivery responsibilities.

Local governments across Queensland vary greatly in size, geography, enrolment and electoral arrangements. Election services must cater to each council, accounting for different voting systems, the large number of electoral contests and candidates, and the voting services (attendance, full postal or hybrid) that are provided. This makes local government elections particularly complex events to plan for and deliver.

Electoral arrangements: There are three different types of electoral arrangements for Queensland's 77 local governments: undivided councils (54), single-member divided councils (22), and multi-member divided councils (one).

Voting systems: Mayors in every council and councillors in single-member divided councils are elected using the optional preferential voting system. Councillors in undivided councils and in multi-member divided councils are elected using the first-past-the-post voting system.

Depending on the voting system in use for an election, this also changes the counting method used to determine the election results. Election staff are trained to undertake the vote count for the relevant local government election.

Voting method: Most local government elections are delivered as attendance ballots with supplementary voting services, such as postal and telephone voting, provided to electors.

Councils can request the ECQ conduct a full postal election where voters for the local government area are automatically sent their postal ballot materials, or a hybrid model where part of the council is an attendance election and part is a postal election. The ECQ is required to make a recommendation to the Minister responsible for Local Government about whether applications for a full postal or hybrid election should be approved. The ECQ's recommendations take into consideration a number of factors, including those under section 45AB(4) of the *Local Government Electoral Act 2011*.

Number of elections and candidates: There are 578 mayoral and councillor positions to be filled at local government elections. This requires the conduct of 343 separate electoral contests, as councillor positions on undivided and multi-member divided councils are filled through a single contest under the first-past-the-post voting system.

At the 2024 local government elections 282 elections were contested and 61 elections were uncontested (as an equal number of candidates nominated to fill the available positions). A total of 1,422 candidates (231 mayoral and 1,191 councillor) nominated for election.

Local government versus State election delivery

The following table outlines the key differences between local government quadrennial elections and State general elections.

	Local government elections	State general elections
Number of local governments / State electorates	77 councils	93 electorates
Electoral arrangements	54 undivided councils 23 divided councils including one multi-member divided council	One Member of Parliament per electorate
Electoral contests	343*	93
Positions	578 - 77 mayors - 501 councillors	93
Voting method	1. Attendance 2. Full postal 3. Hybrid	Attendance
Voting systems	Optional preferential voting – all mayors and councillors in single-member divided councils First-past-the-post voting – councillors in undivided councils and the multi-member divided council	Full preferential voting
Candidates	1,422 (2024)	597 (2020)
Votes counted	8,295,112 (2024)**	2,969,347 (2020)
Turnout	2,879,993 (2024)	2,969,347 (2020)

Notes:

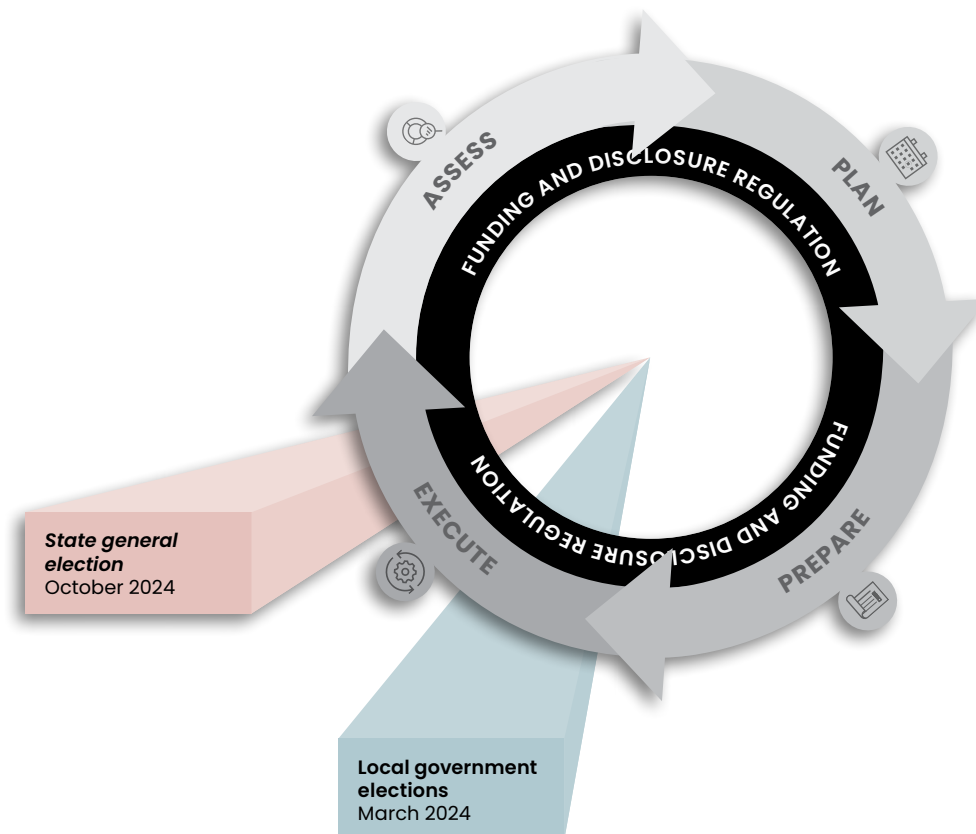
* Councillor positions in undivided and multi-member divided councils are filled through a single electoral contest under the first-past-the-post voting system.

** Ballots to elect councillors in undivided councils contain multiple votes under the first-past-the-post voting system.

Planning and preparation

The ECQ delivers major State and local government elections every four years. While the ECQ also provides other services during an electoral cycle, it follows four distinct phases as it prepares for and delivers Queensland's quadrennial elections.

The four phases (Assess, Plan, Prepare and Deliver) are illustrated below.



The 'Prepare' phase of the election delivery cycle, undertaken throughout 2023, included the finalisation of more than 40 project plans and associated budgets covering all aspects of local government election delivery. A range of business improvements and lessons from the 2020 local government elections were incorporated into this process.

The project plans covered the entire range of election delivery activities including securing offices for Returning Officers, recruiting and paying temporary election staff, processing candidate nominations, identifying in-person

voting venues, administering postal and telephone voting, elector advertising and engagement, publishing results and declarations, and procuring and deploying all election materials, including technology. In-depth election rehearsals were undertaken to simulate end-to-end election delivery, and measure the ECQ's preparedness to respond to external threats beyond its control.

From late 2023, the ECQ moved into the 'Execute' phase of the election delivery cycle, focusing on implementing these project plans.

Stakeholder engagement

The ECQ engaged with key stakeholders on a regular basis in planning the local government elections, including each Queensland council, the Local Government Association of Queensland, Local Government Managers Australia, the Department of Housing, Local Government, Planning and Public Works and registered political parties.

Local government engagement strategy

The ECQ's engagement with the local government sector in planning for the March 2024 local government elections was undertaken under the guidance of the *Local Government Engagement Strategy*.

The strategy is focused on establishing productive relationships with the local government sector and seeks to provide additional transparency and context around the conduct of elections, including cost drivers and logistical and legislative constraints. This has enabled the ECQ to better understand local contexts and the challenges of providing electoral services to the diverse range of local communities and councils across Queensland.

Since the development of the strategy in 2021, the ECQ contacted all 77 local governments about their election delivery requirements and conducted 50 in-person or online follow-up meetings with councils. Senior representatives of the ECQ, including the Electoral Commissioner and the Assistant Electoral Commissioner, travelled to communities throughout Queensland, including the Torres Strait, Richmond, Carpentaria, Yarrabah, Cherbourg, the Sunshine Coast and South Burnett, to meet with local government representatives to discuss planning for their elections.

The Electoral Commissioner wrote to each council to commence consultation on election service design, including logistical arrangements for polling booth locations, early voting centres, staffing requirements and communication approaches.

The ECQ also sought direct input from Queensland's Indigenous local governments to co-design electoral services that meet each community's distinct needs. Following this consultation, an estimate of costs to deliver each election was provided to all 77 local governments in April 2023.

The ECQ also released a newsletter called *The Countdown* to provide regular updates to the sector on election preparation. Issued to council employees and other local government stakeholders across Queensland, the newsletter delivered updates and information aimed at enhancing visibility and collaboration ahead of the local government elections. Eight editions of *The Countdown* were sent to 260 subscribers, beginning in April 2023 and concluding on Friday, 15 March 2024, the day before election day.

All editions of *The Countdown* newsletter are available on the ECQ website.

Local Government Election Advisory Committee

In March 2023, the ECQ established the Local Government Election Advisory Committee, comprised of representatives from the local government sector, to provide advice and input to the ECQ's planning activities for the elections.

The members were:

- ▶ Electoral Commissioner (Chair), ECQ
- ▶ Assistant Electoral Commissioner, ECQ
- ▶ Deputy Director-General, Local Government Division, Department of Housing, Local Government, Planning and Public Works
- ▶ Chief Executive Officer, Local Government Managers Australia
- ▶ Head of Assist, Local Government Association of Queensland
- ▶ Chief Executive Officer, Cherbourg Aboriginal Shire Council
- ▶ Coordinator Councillor Governance, Sunshine Coast Regional Council, and
- ▶ an independent member.

The diverse viewpoints of committee members supported the ECQ to provide better electoral services to local governments across Queensland.

The committee met four times from March to December 2023 and was briefed on a range of aspects of election preparation and delivery, including election service design, First Nations engagement, recruitment, training and allocation of Returning Officers, implementation of expenditure caps, communication and engagement activities, and vote counting, declaration and results publication processes.

Communiqués outlining discussions at committee meetings are available on the ECQ website.

First Nations engagement

Ahead of the 2024 elections, the ECQ increased its focus on delivering culturally inclusive elections to encourage electoral participation by First Nations Queenslanders. The ECQ developed a *First Nations Engagement Strategy*, released on 7 July 2023 during NAIDOC Week, to guide enhanced engagement with First Nations communities, improvements to the delivery of culturally appropriate electoral services and increased cultural awareness for ECQ staff.

The ECQ's First Nations Engagement Officer supported the ECQ to respond to the needs of First Nations Queenslanders leading up to, during and following the 2024 local government elections.

Prior to the elections, the First Nations Engagement Officer was involved in several activities across First Nations communities including:

- ▶ an enrolment drive with the Australian Electoral Commission
- ▶ supporting the delivery of the *So you want to be a Councillor* training with the Department of Housing, Local Government, Planning and Public Works

- ▶ providing community awareness training to Assistant Returning Officers being deployed to First Nations communities
- ▶ developing local community profiles of Indigenous local governments to build understanding of each community's cultural context, key stakeholders and barriers, to aid election service design and engagement activities, and
- ▶ providing direct assistance to communities during the nomination period by responding to candidate enquiries and encouraging voter turnout.

During the election period, the First Nations Engagement Officer was based in Cairns to support election delivery in remote communities. The First Nations Engagement Officer also conducted elector engagement with displaced residents of the Wujal Wujal Aboriginal Shire Council and supported early voting in the Yarrabah Aboriginal Shire Council and election day voting in the Napranum Aboriginal Shire Council.

Since the conclusion of the elections, the First Nations Engagement Officer has supported the ECQ's regulatory activities by assisting First Nations candidates to complete election summary returns and providing cultural liaison and support during compliance activities.

Election service plan

The ECQ released its *Local Government Elections Service Plan* on 21 December 2023. The plan detailed the service offerings being provided and key information for stakeholders about local government elections, including voter services, election resources and technology, staffing, candidates and parties, communications, and local government reviews. The plan is available on the ECQ website.

Election timetable

The key dates for the 2024 local government elections are set out below.

To assist local governments with planning for the elections and following consultation with the Local Government Election Advisory Committee on the draft timetable, the ECQ published the indicative local government election timetable in November 2023.

Notice of Election	Monday, 29 January 2024
Electoral roll closed	Monday, 5 February 2024, 6.00pm
Candidate nomination period	Start: Monday, 29 January 2024 End: Tuesday, 13 February 2024, 12.00pm
Ballot paper order draw	Wednesday, 14 February 2024, 10.00am
Postal vote application period	Start: Monday, 29 January 2024 End: Monday, 4 March 2024, 7.00pm
Early voting period*	Start: Monday 4 March 2024 End: Friday, 15 March 2024, 6.00pm
Electronically assisted voting period (telephone voting)	Start: Monday 4 March 2024 End: Saturday, 16 March 2024, 6.00pm
Election day voting	Saturday, 16 March 2024, 8.00am - 6.00pm
Deadline for completing postal votes	Saturday, 16 March 2024, 6.00pm
Deadline for return of postal votes	Tuesday, 26 March 2024
Official count commenced	Sunday, 17 March 2024
Progressive declaration of results	Start: Monday 18 March 2024 End: Thursday, 4 April 2024
Election summary returns due	Monday, 1 July 2024

**Early voting in some remote locations was not for the full two-week period.*

2024 local government election delivery

The 2024 local government elections commenced with the issue of the Notice of Election on Monday, 29 January 2024 and continued until the final declaration on Thursday, 4 April 2024.

Key election statistics

More than 2.8 million eligible Queensland electors cast a ballot to elect Queensland's 77 mayors and 501 councillors. There were 61 uncontested (15 mayoral and 46 councillor) elections across the state. As a result of these uncontested elections, approximately 150,000 electors were not required to vote in the elections. A list of all uncontested elections is included at **Appendix C**.

Encouragingly, overall voter turnout at the 2024 local government elections increased from the 2020 elections, from 77.71 per cent to 82.31 per cent. This result indicates a high level of voter awareness of the elections, supported by the ECQ's activities to engage with local governments, and deliver a comprehensive communication and engagement program. These bodies of work were integral in achieving the almost five per cent increase in voter turnout compared to the 2020 local government elections.

In addition, informality rates at the 2024 local government elections improved compared to the 2020 elections. The informality rate in mayoral elections reduced to 3.82 per cent from 4.76 per cent in 2020, and the informality rate in councillor elections reduced to 5.00 per cent from 5.44 per cent in 2020.

Following major elections, the ECQ conducts an analysis of a sample of informal ballots to determine the key drivers of informality. The outcomes of the review for the 2024 local government elections are detailed in the post-election activities section below.

Rates of participation and informality varied across individual local government areas as illustrated in the heat maps in **Appendix E** and **Appendix F**, which display turnout and informality by percentage on a statewide basis.

Voter behaviour

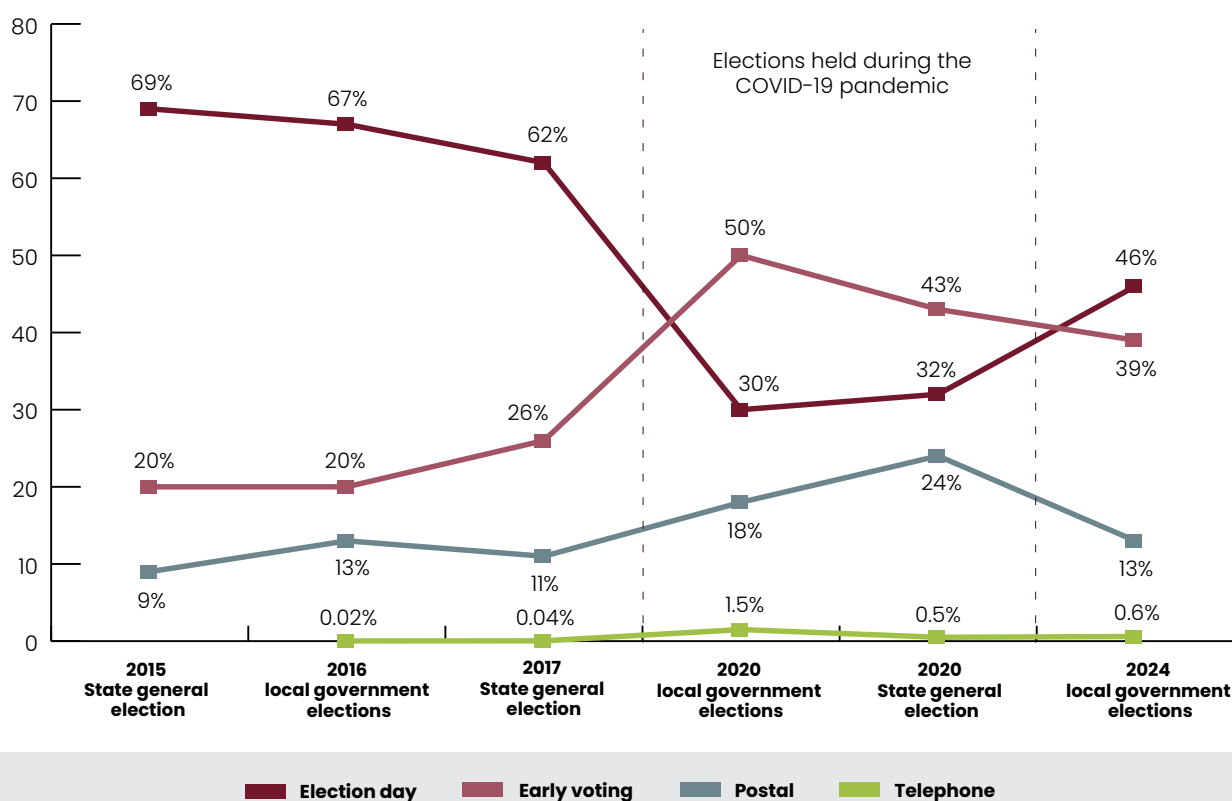
In 2023, the ECQ reviewed voting trends across recent Queensland elections and in other comparable jurisdictions to determine parameters for expected voter demand at the March 2024 elections.

Based on this analysis, service planning estimated that approximately 45 per cent of votes would be cast during the early voting period, 35 per cent on election day, 15 per cent by postal vote, and five per cent through other channels. This recognised voter behaviour observable at recent elections that showed increased rates of early voting and stabilised levels of postal voting following the COVID-19 pandemic.

However, the 2024 local government elections were the first statewide Queensland election since 2017 where more electors chose to vote on election day than by any other means. The overall composition of voter participation by voting channel at the March 2024 elections was:

- ▶ 45.55 per cent voted on election day
- ▶ 38.64 per cent voted during the early voting period
- ▶ 13.33 per cent voted by postal ballot
- ▶ 0.64 per cent voted by telephone, and
- ▶ 1.83 per cent voted by other means.

Voting behaviour over time



The post-March 2024 trends indicate that the rates of early voting that increased markedly during the COVID-19 pandemic had reverted to the pre-pandemic trend.

The reversion to election day voting as the preferred voting channel differed markedly from the ECQ's forecasts and service planning. Participation was lower than expected during the two weeks of early voting, and the staff resourcing model did not meet actual demand in several polling places on election day as a result of higher-than-expected levels of election day voting.

This increased demand, combined with changes to methodology for the estimated number of votes to be issued by each issuing officer per day, resulted in significant pressures for voters and staff at some polling booths on election day. At these locations, there were some issues with queuing and some polling places were under-supplied with ballot papers for their election day turnout. This meant that Returning Officers were required to resupply ballot papers at more polling places than typical, or in some cases, than possible.

Independent evaluation of election day issues

As standard practice following State and local government quadrennial elections, the ECQ engages a third party to conduct an evaluation of the elections. Nous Group was commissioned by the ECQ in November 2023 to evaluate the 2024 local government elections and provide a report making recommendations on areas for operational improvements.

Following the March elections, the ECQ expanded the scope of the evaluation to include a specific focus and report on known election day issues. The election day report was publicly released by the ECQ on 23 July 2024.

The review found that the 2024 local government elections were largely successful, and for many Queenslanders, the voting process was quick and convenient with relatively high satisfaction measured across the State. The report also identified several factors that contributed to the issues experienced by some voters on election day, particularly in metropolitan areas, and made eight recommendations for improvements to election planning and delivery.

The ECQ accepted all recommendations from the evaluation. The ECQ's response to the report was released concurrently with the report and is available on the ECQ website.

The ECQ has applied relevant recommendations and incorporated lessons learned from the March elections into planning activities for the October State general election and for future local government elections.

Key business improvements for the State general election, aimed at enhancing the voter experience at the election, have been identified in the areas of planning and forecasting, workforce, communication, and data. More details on business improvements for the 2024 State general election can be found in the Service Plan for the election published on the ECQ website.

Election services

The ECQ provides a variety of services to enable eligible Queenslanders to enrol and vote at local government and state elections. These encompass a variety of voting and assistance services to help voters participate in the elections.

Enrolment

The ECQ and the Australian Electoral Commission work collaboratively to manage the Queensland electoral roll, ensuring eligible Queensland citizens are enrolled to vote and their enrolment details are current.

The deadline for updates to enrolment for the 2024 local government elections was Monday, 5 February 2024, with 3,649,448 Queensland electors enrolled to vote at the election. While new and updated enrolments could still be submitted until the day prior to election day, voters who updated their details during this period may have had to complete a declaration vote. This enables the ECQ to verify enrolment details prior to admitting declaration votes to the count.

At the end of March 2024, Australian Electoral Commission estimates indicate approximately 97.7 per cent of eligible Queenslanders were enrolled.

Voting channels

Early voting

The early voting period ran from Monday, 4 March to Friday, 15 March 2024 (excluding the weekend), with early voting centres generally operating from 9.00am to 5.00pm apart from the final day of the early voting period, when centres were open until 6.00pm. Opening hours varied in some locations across Queensland, and operating hours for individual locations were available through the ECQ website.

Approximately 150 early voting centres were open across Queensland during the early voting period. Over 1.1 million electors cast a vote at an early voting centre, reducing the number of people required to cast a vote on election day. This is compared to approximately 1.2 million early votes cast in 2020.

Election day voting

In recent statewide elections in Queensland, in-person voting on election day has been the second-most popular voting channel, behind early voting.

However, for the 2024 local government elections, the majority of in-person votes were cast on election day, representing a change in recent trends in voter behaviour.

Across Queensland, more than 1,000 election day polling booths were open from 8.00am to 6.00pm on election day. Approximately 1.3 million electors cast a vote on election day, whereas in 2020, this figure was only about 750,000.

Postal voting

Any Queensland elector is able to apply for a postal vote and some electors are enrolled as 'special postal voters' who automatically have their voting materials mailed to them.

For the 2024 local government elections, the ECQ issued approximately 440,000 postal votes to electors including those who applied, special postal voters, and electors living in full postal ballot council areas.

The number was significantly reduced from the 2020 local government elections when approximately 570,000 postal votes were issued. The high number of postal votes in 2020 can largely be attributed to the emergence of the COVID-19 pandemic at the time of the election, driving more electors to choose postal voting.

Postal voting applications opened from the Notice of Election on Monday, 29 January 2024, and closed at 7.00pm Monday, 4 March 2024. Applications could be submitted online through the ECQ website, by telephone or through completing an application form.

Full postal ballots were conducted for 15 local governments, with 'hybrid' ballots being delivered for a further two local governments where part of the council area voted by postal ballot, with attendance services provided to the remaining area (refer to **Appendix B**).

Postal and hybrid ballots were approved by the then Deputy Premier, Minister for State Development, Infrastructure, Local Government and Planning and Minister Assisting the Premier on Olympic and Paralympic Games Infrastructure in August 2023, after considering advice and recommendations provided by the ECQ.

All postal voters are required to complete their ballot papers before 6.00pm on election day, sign and witness the declaration and send their ballots in a reply-paid envelope to the Returning Officer.

Approximately 386,000 postal ballots were returned prior to the deadline on Tuesday, 26 March 2024, with 376,517 ballots accepted into the count after scrutiny to ensure the declaration process was completed correctly.

The ECQ undertook a review and redesign of postal voting materials to address the increased rate of rejection of postal ballots at the local government and State elections held in 2020. The redesigned postal voting materials featured simplified instructions regarding the steps to complete a valid postal vote and were supported by new communication resources including an animation on the ECQ website.

The postal vote rejection rate reduced to 2.63 per cent at the 2024 local government elections, compared to 4.14 per cent at the 2020 local government elections and 7.48 per cent at the 2020 State general election. The majority of rejections, around 8,900, were the result of electors not complying with the *Local Government Electoral Act 2011*, by either not signing the declaration envelope, leaving the ballot papers outside the declaration envelope, or not having their declaration witnessed.

Telephone voting

Telephone voting, also known as electronically assisted voting, is a resource intensive, yet very important service offered to eligible electors as prescribed under legislation. Its primary purpose is to provide a voting channel to electors who have accessibility challenges or who have no other available voting options, often including members of vulnerable populations.

Eligibility for telephone voting was expanded prior to the election and included the following categories:

- ▶ electors who have an impairment
- ▶ those who need assistance due to an insufficient literacy level
- ▶ special postal voters
- ▶ distance voters, who live more than 20 kilometres from a polling place, and
- ▶ out-of-state or overseas voters, including defence force personnel serving overseas.

In 2020, due to COVID-19 restrictions approximately 37,000 voters used this service across Queensland. In 2024, approximately 18,000 voters cast their vote by telephone.

Remote event management

In order to maximise electoral participation among Aboriginal Peoples and Torres Strait Islander Peoples living in discrete Indigenous local government areas, the ECQ delivered accessible voting services for electors in remote communities. These services are designed in consultation with community stakeholders and tailored to local needs.

The ECQ delivered election services for 14 Indigenous local governments through the remote event management project. The Returning Officer, based in Cairns, managed a hub of Assistant Returning Officers who travelled in and out of the communities throughout the election period, supported by the ECQ's First Nations Engagement Officer.

Voting services were provided in community for the following First Nations communities:

- ▶ Aurukun Shire Council
- ▶ Doomadgee Aboriginal Shire Council
- ▶ Hope Vale Aboriginal Shire Council
- ▶ Kowanyama Aboriginal Shire Council
- ▶ Lockhart River Aboriginal Shire Council
- ▶ Mapoon Aboriginal Shire Council
- ▶ Mornington Shire Council
- ▶ Napranum Aboriginal Shire Council
- ▶ Northern Peninsula Area Regional Council
- ▶ Pormpuraaw Aboriginal Shire Council
- ▶ Torres Shire Council
- ▶ Torres Strait Island Regional Council, and
- ▶ Yarrabah Aboriginal Shire Council.

Special arrangements were made for Wujal Wujal Aboriginal Shire Council electors, who were evacuated from their community ahead of the election due to the impacts of Ex-Tropical Cyclone Jasper. Those electors were able to cast their vote in the polling booths operating within the Cook Shire Council or at the office of the Returning Officer for remote event management in Cairns. Of the 221 enrolled electors, 142 (64.25 per cent) cast their vote in the local government elections.

A severe weather event in the Torres Strait Islands during the early voting period resulted in the suspension of helicopter services in the region, meaning the mobile polling teams were unable to travel in accordance with the pre-planned schedule.

As a result, the ECQ delayed the official election day for the Torres Strait Island Regional Council by one week, from Saturday, 16 March to Saturday, 23 March 2024. This allowed mobile polling to be conducted over the following week, so that electors living on outer islands of the Torres Strait were able to cast their vote.

The election for the Torres Strait Island Regional Council was extended through a formal change to the election day for this council, through a notice published in the Queensland Government Gazette under section 38 of the *Local Government Electoral Act 2011* (refer to **Appendix A**).

Accessibility services

Many Queenslanders face accessibility barriers when voting. In addition to telephone voting, the ECQ offers a range of services to ensure all eligible Queensland citizens have equitable opportunities to participate in public life as enshrined by the *Human Rights Act 2019*.

Disability access is a key consideration in the selection of election day polling booths and early voting centre venues and their locations. Accessibility information relating to individual election day polling booth and early voting centre locations was published on the ECQ website.

To assist culturally and linguistically diverse electors, translation and interpreter services were available for people with English as a second language. In addition, a *Multilingual Guide to Voting* in 25 languages other than English was produced by the ECQ and distributed to all polling places, and posters in key languages were distributed to targeted areas.

At all elections, voters are able to request that a person, including election staff, join them in the polling booth if they need help to complete their ballot. This person can act as an interpreter, read and explain the ballot paper instructions, complete the ballot paper according to the voter's instructions and place the ballot paper in the ballot box.

For the 2024 elections, the ECQ also delivered mobile polling to high-care residents of 391 aged care facilities. This service allowed residents at these locations to cast a ballot when ordinarily they would have difficulties attending a polling place.

Service centre

The ECQ service centre, provided in partnership with Smart Service Queensland, was operational throughout the election period to support voters, candidates and temporary election staff to access election services. The service centre responded to enquiries, feedback and simple complaints received via telephone.

Voters contacting the service centre received assistance in a range of areas including:

- ▶ responding to general enquiries and complaints received via email and telephone
- ▶ registration for telephone voting
- ▶ processing postal voting applications, and
- ▶ providing information about the range of voting services available depending on the individual circumstances.

Approximately 112,600 calls were answered between Monday, 29 January 2024 and Thursday, 28 March 2024 with service capacity scaled up during the election period in response to customer service demand.

Throughout the election period, 19,260 emails were received via the ECQ general email address, with responses provided covering all aspects of the election. This process was managed by a team at the ECQ head office.

Feedback and complaints

Members of the public could contact the ECQ to provide feedback or lodge a customer complaint about an ECQ service, action or decision.

The ECQ received 970 customer complaint or feedback submissions in relation to service delivery for the 2024 local government elections.

Of these, the primary categories of complaint were:

- ▶ in-person voting experience (618)
- ▶ voter services and communication (163)
- ▶ the performance of ECQ staff (88)
- ▶ postal voting (92), and
- ▶ telephone voting (9).

The ECQ responds to general complaints within 15 business days, and where practicable and appropriate, considers any improvements from the feedback received that can be implemented for future elections.

Election resources and technology

To support election delivery in Queensland, the ECQ procures, packs and distributes a significant volume of materials and equipment across Queensland. This supplies election field staff with the resources and equipment required to deliver election services locally, using centrally supported election systems managed by the ECQ.

Logistics and materials

Prior to election day on Saturday, 16 March 2024, the ECQ packed and distributed approximately 10,000 voting screens and other election materials such as ballot boxes, signage, stationery, forms, envelopes and labels to serve over election venues across Queensland.

Waste management

In providing electoral services, wherever possible the ECQ seeks to use paper and cardboard items comprising recycled content and to ensure that the paper and cardboard items are themselves recycled.

For the local government elections, standard cardboard items were used in voting centres included voting screens, accessible voting screens, ballot boxes, caution signs and recycle bins. Cardboard is often reused by schools and community groups before being recycled through their programs.

ICT equipment

For the local government elections, each Returning Officer and Assistant Returning Officer was provided a standard set of equipment, known as an 'office in a box'. This equipment is used by election staff to securely interact with the ECQ's election-specific systems and provide services to candidates and voters throughout the election period.

A total of 127 office in a box kits were configured and distributed across Queensland, consisting of:

- ▶ two desktop computers
- ▶ two 24-inch computer monitors
- ▶ one multi-function printer
- ▶ two smart phones
- ▶ one network solution (firewall/modem), and
- ▶ peripherals (i.e. spare toner, barcode scanner, keyboard, mouse and assorted cables).

In addition to their office-based equipment, Returning Officers and Assistant Returning Officers were provided with laptops, known as ePollbooks, to provide elector look-up and mark-off capability for all election staff during the early voting period and on election day.

The deployment of ePollbooks for the 2024 local government elections consisted of:

- ▶ 4,669 laptops running the latest electoral roll lookup and mark-off software application
- ▶ 4,669 2D barcode scanners allowing contactless scanning of Voter Information Cards and electronic Voter Information Cards, and
- ▶ 1,470 A4 printers for declaration ballot paper printing.

The ECQ provided ICT monitoring and support services for the use of deployed technology by all frontline election staff and internal ECQ staff.

Critical election systems

The ECQ has three primary critical election systems, all fully owned and managed by the ECQ. These systems are:

- ▶ the Election Management System, which provides an integrated system for the majority of the ECQ's election delivery processes
- ▶ the Electronic Disclosure System, which enables real-time disclosure for candidates, agents, registered political parties, donors and other third parties, and
- ▶ the election results website, which publicly displays election results.

In addition, the ECQ uses other supporting systems necessary for election delivery including learning management and payroll systems for temporary election staff.

The election results website publishes results entered into the Election Management System during the paper-based counting process. Election results are also published through a data feed available through a secure file transfer location for use by media or other authorised users for analysis and reporting on the election.

As part of the 2024 local government elections preparations, multiple rehearsals of the results entry and publication process were conducted to ensure the readiness of business processes and supporting technology. Results rehearsals are an integral part of assurance activities in preparation for publication of election results.

In addition to rehearsals, other assurance activities are undertaken to ensure all systems are secure and comply with the ECQ's Information Security Management System as per the Queensland Government's Information Standard IS18:2018 and Information Security Policy (ISO 27001). These activities include performance and security testing, regular end-to-end functional testing, user acceptance testing of system changes, fixes and new features, and proactive monitoring of all infrastructure.

Data, reporting and insight

The ECQ has established a data, reporting and insight initiative to create a robust data reporting and insights platform. This platform captures, analyses, and visualises data from various critical election systems, providing reporting and insights capability to inform and support election management processes and delivery.

Using data warehouse and analytic tools, this capability supported local government election delivery, post-election analysis, and statutory reporting. This capability will be expanded for the State general election to provide data-driven insights for informed business decision-making during the election. This includes a focus on the ECQ's understanding of voter demographics and historical election behaviours involving advanced trend analysis, predictive modelling for voter turnout, and improved reporting to monitor election event progress and to identify potential issues.

Election workforce

The ECQ's staffing establishment consists of around 100 staff located at the ECQ head office in the Brisbane CBD and the ECQ's warehouse facility. During major elections, the ECQ rapidly increases its workforce to include thousands of temporary staff dispersed across Queensland.

Returning Officers and Assistant Returning Officers

Elections in each local government area are managed by Returning Officers and Assistant Returning Officers appointed by the ECQ.

For the 2024 local government elections, the ECQ engaged 152 Returning Officers and Assistant Returning Officers through an open merit-based selection process. In the second half of 2023, all Returning Officers and Assistant Returning Officers received three to four days of face-to-face training. This was supplemented by online training as well as targeted communications via telephone, email, handbooks and webinars.

Returning Officers and Assistant Returning Officers deliver the following key duties:

- ▶ administering the Returning Officer's office, early voting centres and election day polling booths in their respective council area
- ▶ recruiting temporary election staff
- ▶ distributing election materials
- ▶ overseeing and managing the operation of voting across their council area
- ▶ engaging with candidates throughout the election period
- ▶ ensuring the conduct of the election complies with the ECQ's legislation, policies and procedures
- ▶ overseeing the final vote count, and
- ▶ packing and returning election materials to the ECQ warehouse.

Recruitment and training of temporary election staff

Temporary election staff are vital to ensuring the smooth administration of election facilities and services. Duties undertaken by temporary election staff are varied, and include the setup and dismantling of polling booths, issuing of ballot papers, marking voters' names off the electoral roll and counting ballot papers.

To deliver the elections in all parts of Queensland, the ECQ engaged and provided training for a substantial temporary election workforce of approximately 7,300 people to fill over 8,000 roles. Roles included polling booth supervisors, issuing officers and count assistants. Temporary election staff can fill multiple positions over the election event, including pre-election, early voting, election day and post-election.

Recruitment for this large workforce was undertaken via an expression of interest process managed internally by ECQ, which opened to the public in January 2024, allowing individuals to register their interest to work at the elections. The ECQ received 17,542 applications from individuals interested in working in the local government elections through this online application process.

A dedicated and experienced ECQ support team of six Contact Officers provided real-time support and instruction to election staff. Contact Officers are the first point of contact for all election staff, particularly Returning Officers and Assistant Returning Officers, and provide advice and support prior to, during and after the elections.

Candidates and parties

Leading up to and following elections, the ECQ consults regularly with candidates and political parties to assist them to comply with their legislative obligations. A range of resources are published on the ECQ website, including handbooks, fact sheets and guides, to explain the nomination and disclosure requirements.

Engagement with candidates and registered political parties

In Queensland, all candidates for election to local government must complete mandatory *So you want to be a councillor?* training. From late 2023, the ECQ supported face-to-face training for prospective candidates, delivered by the Department of Housing, Local Government, Planning and Public Works, including in several Indigenous local government areas.

This training provided candidates with information about the nomination process, disclosure obligations, rules around electoral advertising and registration requirements for groups of candidates, as well as other duties applying to elected mayors and councillors.

Pre-recorded briefings were also provided to Queensland's registered political parties, giving an overview of each stage of the local government election such as nominations, the different voting options, as well as the requirements for campaign volunteers and scrutineers. Political party officials were also provided the opportunity to meet with ECQ staff to discuss their obligations and the ECQ's expectations to assist in the effective administration of the elections.

Electoral expenditure caps

In April 2023, the Queensland Parliament passed the *Local Government Electoral and Other Legislation (Expenditure Caps) Amendment Bill 2022*. This legislation introduced an electoral expenditure cap framework for local government elections in Queensland, which were in place for the first time at the 2024 local government elections.

These caps place limitations on the amount of electoral expenditure a candidate, group of candidates, political party or third party can incur for the elections.

Caps vary for each local government depending on:

- ▶ the number of electors in the local government area
- ▶ whether the candidate is running for mayor or councillor, or
- ▶ if the expenditure is incurred by a registered third party.

In July 2023, the ECQ published notice of the electoral expenditure caps for the 2024 local government elections, which applied for the capped expenditure period from 14 August 2023 until 6.00pm on election day, 16 March 2024. The notice listed the different expenditure cap amounts for the mayoral and councillor candidates (and any third parties) for each local government area (refer to **Appendix A**).

The ECQ provided significant support and educational materials to candidates, registered political parties, third parties and other affected stakeholders to understand the new requirements and assist them to comply.

Upon commencement of the expenditure cap legislation on 28 June 2023, the ECQ published 38 fact sheets covering all aspects of the funding and disclosure framework for local government elections, including the new expenditure cap requirements and refreshed and accessible web content. The education materials provided targeted and relevant information for electoral participants according to their individual requirements.

Funding and disclosure requirements

The Electronic Disclosure System enables the real-time reporting of political gifts, loans and expenditure, allowing for greater transparency and public awareness of political funding and financial activity in Queensland.

Between 14 August 2023 (the start of the capped expenditure period for the election) and 1 July 2024 (the due date for election summary returns), electoral participants lodged:

- ▶ 10,884 returns about electoral expenditure incurred (for local government purposes), valued at \$10,282,389.92
- ▶ 1,293 returns about gifts received, valued at \$1,926,136.28, and
- ▶ 1,274 election summary returns, disclosing an additional \$699,099.67 in election transactions

Candidate nominations and group registration

Following the publication of the Notice of Election, candidate nominations opened for eligible persons seeking to run for election as a mayor or councillor. A total of 1,422 candidates nominated and contested the 2024 local government elections, 231 as mayoral candidates and 1,191 as candidates for councillor positions.

Under legislative requirements, for a nomination to be accepted, candidates must undertake a range of actions, including completing the mandatory training provided by the Department of Housing, Local Government, Planning and Public Works and providing details of their dedicated bank account to the ECQ.

Any groups of candidates intending to conduct group campaigning activities were also required to register with the ECQ. Group campaign activities include the sharing of donations, using the same branding, slogan, images, joint how-to-vote cards or a common policy platform. Groups of candidates were required to appoint an agent to be responsible for ensuring the accurate disclosure of gifts and expenditure.

There were 21 groups registered for the 2024 local government elections.

How-to-vote cards

Material that shows how a candidate, a group of candidates or a political party wants electors to vote, or to rank preferences on the ballot paper, is known as a how-to-vote card. The ECQ must approve all how-to-vote cards before they can be distributed to voters on a day that ballots may be cast. This approval is required for both the early voting period and on election day.

How-to-vote cards needed to be submitted for approval and approved by the ECQ seven days prior to their intended distribution.

To be approved for distribution, how-to-vote cards:

- ▶ must be authorised by the candidate, group of candidates, or registered political party
- ▶ must state the name and address of the person eligible to authorise the card
- ▶ must be in the correct format, and
- ▶ cannot be likely to deceive or mislead voters about the ways of voting.

The ECQ approved more than 1,100 how-to-vote cards for the 2024 local government elections.

Third party campaigners

The 2024 local government elections were the first elections which required third parties to register for the election. Third parties were required to register if they incurred (or intended to incur) more than \$6,000 in electoral expenditure. Third parties which did not register were not able to spend more than \$6,000 in electoral expenditure. However, once registered, a third party could incur an amount equal to that of a mayoral candidate in any single local government area.

Six third parties registered for the 2024 local government elections.

Advertising, engagement and communication

The ECQ developed a comprehensive strategic communication and awareness program for the March local government elections, including a statewide advertising campaign and multi-channel communication and engagement services to promote voter participation and support operational delivery.

Examples of campaign, social media and other awareness-raising material materials are at **Appendix D**.

Advertising campaign

The *Vote Local* advertising campaign was aimed at linking local communities and local services to the local government elections and the importance of having a say about the everyday things that matter to electors.

The campaign was in market across the election period, concluding at midday on election day. The campaign communicated key messages about the election including early voting, enrolment and postal voting timeframes to Queensland electors via digital, broadcast, print and out-of-home advertising channels in urban, regional and remote parts of Queensland.

The post-campaign media report demonstrated the *Vote Local* campaign exceeded benchmarks, with a total of 39.8 million impressions, over 656,000 clicks through to the ECQ website and 3.9 million completed views on advertisements.

The ECQ also delivered campaigns to support the recruitment of temporary election staff for the elections, as well as activities to promote awareness of uncontested elections and councils with full postal ballot and hybrid elections, following the close of candidate nominations.

Media and social media

The ECQ's media and social media functions delivered a significant volume of proactive initiatives and content and responded to a high volume of reactive enquiries during and after the election period.

Post-election media analysis demonstrated a total advertising space rate of \$2.73 million generated as a result of 48 broadcast interviews, 22 media releases and proactive media pitching which also contributed to an overall audience reach of 17.71 million. A total of 1,066 media reports were generated, with 51 per cent of these proactively generated, achieving a positive message penetration score of 87 per cent.

A bespoke First Nations media strategy was also implemented during the elections, with the ECQ's First Nations Engagement Officer participating in six radio interviews on First Nations radio outlets throughout Queensland.

A high volume of reactive media activity was also delivered throughout and after the election period, with responses to 335 media enquiries issued during the election period and a further 192 issued after election day.

The ECQ has an active presence on Facebook, X, LinkedIn and Instagram platforms and published a total of 137 organic posts during the elections. Overall, 7,699 comments and questions were posted via social media channels, with 2,922 of these receiving a response.

Multilingual Guide to Voting

The ECQ's *Multilingual Guide to Voting* supports electors from culturally and linguistically diverse backgrounds, new Australian citizens and people with low literacy to participate in elections. The guide is made available online and at all polling places in Queensland and provides an overview of the voting process using easy-read principles for language, layout and design.

An updated version of the guide was prepared for the 2024 elections and included translations in 25 languages other than English and a poster to help alert electors to the availability of the resource inside polling booths.

A total of 14,890 guides and posters were despatched to polling places for the elections, with a discrete stakeholder kit developed and disseminated to 26 relevant organisations to support elector engagement. The post-election survey showed a significant increase in satisfaction with the guide, achieving a 15 per cent increase compared to 2020.

Voter Information Card

The ECQ sent every eligible elector in contested areas in Queensland a hard copy Voter Information Card via mail, with electors who had an email address listed on the electoral roll also receiving an electronic version.

The Voter Information Card provides a direct communication from the ECQ to electors, alerting them that the elections were on and providing information about when, how and where they could vote. The card also features a unique barcode that enables voters to be efficiently marked off the roll when they present at a polling place.

A significant redesign of these products was undertaken prior to the elections. These changes included visual representations that demonstrated the purpose and intended use of the card as well as the development of a bespoke First Nations version which was issued in First Nations council areas.

More than 3.38 million electors were mailed a hard copy card and a further 1.69 million received an electronic version of the card via email. Providing a digital alternative to the hard copy Voter Information Card helps ensure the ECQ's awareness program is continuing to evolve with public expectations.

Overall, usage rates of the cards remained consistent for the 2024 local government elections when compared to 2020, with just under 64 per cent of Queenslanders opting to bring either of these products with them when they came to vote.

SMS alert

For the first time, eligible Queensland electors with a mobile number listed on the electoral roll also received an SMS alert from the ECQ on election day. The purpose of the SMS was to remind electors to vote by 6.00pm, with alerts issued progressively to more than 1.93 million electors between 9.00am and 10.30am.

The post-election survey highlighted a high level of recall on the SMS alerts, with 48 per cent of surveyed electors recalling receiving an SMS from the ECQ on election day, noting that only 55 per cent of all electors were eligible to receive the alerts.

Website

The ECQ's website provided the primary channel for presenting information about elections to the public, the media and other election participants.

The ECQ released daily election updates throughout the early voting period leading up to election day and as results were declared following election day. These updates were distributed to media, as well as being published on the ECQ website.

Electoral integrity and disinformation

As Queensland's trusted elections provider, the ECQ takes electoral integrity extremely seriously. To counter misinformation and disinformation, the ECQ has taken a proactive approach to ensuring factual information about electoral processes is accessible to Queenslanders via the ECQ website and the ECQ's social media channels.

A new Election Facts web page was published on the ECQ website for the 2024 local government elections, offering a central point of truth on questions of electoral administration. It includes an Election Facts register which was updated progressively during election delivery to mitigate any misinformation or disinformation that arose in relation to the election.

Election results

The ECQ is required to undertake election counts in accordance with the provisions of the *Local Government Electoral Act 2011*. The vote counting process commences as soon as possible following the close of polls at 6.00pm on election day in the presence of scrutineers with declarations made as results are certain.

Vote counting and declaration process

After the close of voting at 6.00pm on election day, a preliminary count was conducted in polling places across the state, and at Returning Officer venues where most early votes were counted.

The preliminary vote counts that commence on election night are not official and the ECQ must undertake further official counts before a declaration of an election result can be made.

The official counts commenced under the control of Returning Officers after the completion of the preliminary count in each local government area. The timing of commencement of official counts varied, however, most official counts had commenced the day following election day. The full count of ballot papers for the 2024 local government elections was a significant logistical exercise and comprised of multiple counts of approximately 5.25 million mayoral and councillor ballot papers across 77 local government areas.

The ECQ declared the results for all 61 uncontested elections by Monday, 25 March 2024. Of these, 57 were declared on Monday, 18 March 2024, immediately following election day, while the remaining four were declared the following week due to weather-delayed election day polling in the Torres Strait Island Regional Council.

Results were declared progressively in the weeks following election day, with declarations made as soon as the outcome was certain in individual contests. The final declarations for the 2024 local

government elections were made on Thursday, 4 April 2024. The time taken to declare all results was reduced by four days from the 2020 local government elections with additional resourcing, training and support provided to Returning Officers during the counting and declaration period.

Where preferential voting was in place, Returning Officers completed a full distribution of preferences for all contests, including where the result had already been declared as the outcome was beyond doubt.

Election summaries for each local government area are provided at **Appendix G**, and detailed election results are available on the ECQ website.

Court of disputed returns

A party may dispute the outcome of a local government election by filing an application in the Supreme Court of Queensland sitting as the Court of Disputed Returns, up to seven days after the declaration of the result.

For the 2024 local government elections, one such application was filed on 9 April 2024, challenging the result of the local government election in Division 8 of Bundaberg Regional Council. The margin between the winning and runner-up candidates in that election was one vote. The result was challenged on the grounds that long queuing times led to people abandoning the queues and not casting a vote, and that some ballot papers, printed in polling booths outside Division 8, were printed on the reverse side of the ballot paper, and were difficult to read.

The matter was heard on 17 and 18 June 2024 in Bundaberg. The Court handed down its decision on 11 July 2024, dismissing the application. The Court held that, although the long queue times were undesirable, they did not detract from the opportunity for voters to record their vote to such an extent as to make it just and equitable for the Court to intervene and order a new election. Also, the ballots printed on the reverse side of the ballot paper were sufficiently clear to enable electors to express their vote. The Court's decision was not appealed.

Post-election activities

After each statewide election in Queensland, the ECQ undertakes a broad range of post-election activities. In addition to the post-election evaluation conducted by Nous Group, the ECQ is undertaking activities aimed at fulfilling the ECQ's regulatory responsibilities.

This includes voter compliance programs, funding and disclosure compliance enforcement activities (including obtaining the election summary returns for the election), measuring the ECQ's performance in delivering the 2024 local government elections and identifying business improvements to be incorporated into planning for the 2024 State general election and the 2028 local government elections.

Failure to vote and compliance

Voting in Queensland's State and local government elections is compulsory, making it an offence for an elector to fail to cast a vote without a valid and sufficient reason.

The ECQ seeks to make voting at elections as accessible as possible, through multiple voting channels such as early voting, election day voting, postal voting, telephone voting, and mobile polling in high needs aged care facilities and remote locations. However, the ECQ also enforces the legal requirement to vote through post-election compliance programs aimed at changing non-voter behaviour.

At the conclusion of the March 2024 elections, the ECQ issued approximately 30,000 apparent failure to vote notices to electors with a significant history of failing to vote in multiple Queensland elections. The notice requires electors to advise if they had a valid reason for this apparent failure to vote or offers the option to settle the matter by paying half the penalty unit. If an elector fails to respond to the first notice, or to provide a sufficient reason for failing to vote, the ECQ issues a second notice requiring payment of the full penalty.

The ECQ also delivered a program to identify any voters who had potentially voted more than once in the election. This program identified a small number of potential multi-voters, though most provided a reasonable explanation for the potential multi-voting behaviour, including misunderstanding due to having English as a second language, human error in electoral roll mark-off by temporary election staff (for example, where two electors are enrolled with the same or similar name), or an elector taking the wrong Voter Information Card to the polling place.

The ECQ has not identified any instances where it would be appropriate to either prosecute or refer matters to the Queensland Police Service for further investigation.

Further technology and training improvements have also been made to decrease the likelihood and risk of accidental mark-off by temporary election staff in future elections.

Election summary returns

Election summary returns for the local government elections were due to be submitted by 1 July 2024. These were required to be completed by all candidates, groups of candidates, registered political parties which endorsed a candidate, registered third parties, and most publishers and broadcasters who published or broadcast material for an election participant.

Election summary returns are an important integrity measure which ensure that a candidate's full financial dealings in respect of their campaigns are available for public examination. This is emphasised by the fact that any candidate who is elected but fails to lodge an election summary return automatically vacates office (with some minor exceptions) after the due date. The ECQ received summary returns from all elected candidates by 28 June 2024.

A total of 1,208 candidates or groups of candidates submitted their election summary return by the due date, with an additional 50 received by the end of August 2024. Most of these late returns were received from candidates in Indigenous council areas following a visit by ECQ staff.

All registered third parties and political parties completed their returns by the due date.

The ECQ is currently considering what, if any, action to take in respect of the 79 candidates who are yet to complete an election summary return.

Compliance activities

Prior to the election, the ECQ had developed its 2024-27 Compliance Plan. Under this plan, the ECQ is committed to performing compliance reviews and audits on election summary returns. The ECQ's goal was to complete all compliance reviews for elected candidates (excluding Brisbane City Council candidates, due to the heavy presence of political party activity) by the end of August 2024.

As of 31 August 2024, 438 reviews had been completed, with the remaining reviews for elected candidates having commenced.

Election survey

Following the delivery of major election events, the ECQ undertakes a survey of electors to determine levels of voter satisfaction and identify opportunities for improvement in election delivery.

For the 2024 local government elections, the ECQ commissioned market research firm Enhance Research to conduct this survey. An online survey was distributed to a selection of voters drawn from the electoral roll (with some pre-screening to ensure the diversity of the sample) supplemented by a telephone survey for low/non internet users. The online survey received 3,252 responses, with 312 telephone surveys completed.

The survey focused on voter awareness and satisfaction with the ECQ's services and found:

- ▶ 63 per cent of electors were satisfied with the voting process, with satisfaction higher for early voting (76 per cent), postal voting (88 per cent) and telephone voting (87 per cent) channels
- ▶ 85 per cent of election day voters reported having to queue on election day
- ▶ 43 per cent of voters advised they plan to use early voting at the October State general election, and
- ▶ 63 per cent of respondents agreed the ECQ deliver fair local government elections.

As a new initiative for the 2024 elections, the election survey project also included a separate satisfaction survey distributed to local government contacts who were involved in the ECQ's pre-election engagement. A total of 51 local government areas participated in the survey (59 per cent), with most respondents being either chief executives (54 per cent) or governance staff (36 per cent).

A total of 59 per cent of council respondents were satisfied with the election services provided, while 66 per cent were satisfied with the communication they received from the ECQ.

The ECQ plans to repeat the same survey methodology for the 2024 State general election to enable the identification of trends over time.

Audit

Internal Audit developed and executed an audit plan to undertake quality and risk assurance activities to assess and ensure that election activities in the field were undertaken in compliance with legislation and ECQ policy.

This work was contracted to an external firm who engaged field auditors to undertake independent assurance activities both on election day and during the early voting period. A report detailing observations and recommendations has been provided to management for consideration.

Informal ballot paper review

Informal ballot paper reviews are conducted by the ECQ following major quadrennial elections to better understand informality in Queensland, and inform strategies aimed at reducing informal voting at future elections.

At Queensland local government elections, voters must elect their representatives using the optional preferential voting (OPV) or first-past-the-post (FPTP) voting systems. OPV is used to elect the mayors in all 77 councils and the councillors in Queensland's 22 single-member divided councils, while FPTP is used to elect the councillors in the 54 undivided councils and one multi-member divided council, the Ipswich City Council.

At most elections, a portion of the votes cast will be informal and will not contribute towards the election result. To cast a formal vote using the OPV system, electors must express a first preference for one candidate and then have the option of either not expressing any further preference or expressing

further preferences for some or all of the remaining candidates. To cast a formal vote using the FPTP system, electors must number or place a mark against the same number of candidates as there are vacant councillor positions.

The ECQ reviewed around 68,000 informal ballot papers from 28 local government elections. The ballot papers were then categorised into 13 to 16 categories (depending on whether they were OPV or FPTP elections), to capture useful information about the common causes of informal voting, and the degree to which electors were intentionally or unintentionally voting informally.

Methodology

Across Queensland's 77 local government areas, the rate of informal voting at the 2024 local government elections was 3.82 per cent for mayoral elections and 5.00 per cent for councillor elections.

A targeted sample of 28 elections were selected for the informal ballot paper review, including eight mayoral and 20 councillor contests. The elections were chosen based on a range of factors including the rate of informal voting, geographical diversity across Queensland, and different voting systems and methods that were in place (attendance, full postal and hybrid ballots).

Mayoral elections	Voting system	Voting method	% Informality
Burdekin	OPV	Attendance	1.93%
Cairns	OPV	Attendance	5.26%
Ipswich	OPV	Attendance	5.41%
Logan	OPV	Attendance	6.43%
Rockhampton	OPV	Attendance	5.35%
Sunshine Coast	OPV	Attendance	4.76%
Western Downs	OPV	Full Postal*	1.87%
Whitsunday	OPV	Attendance	5.94%
Councillor elections	Voting system	Voting method	% Informality
Aurukun	FPTP	Attendance	6.39%
Brisbane - Walter Taylor Ward	OPV	Attendance	1.39%
Gladstone	FPTP	Attendance	9.70%
Goondiwindi	FPTP	Full Postal*	1.64%
Hinchinbrook	FPTP	Attendance	4.00%
Ipswich - Division 1	FPTP	Attendance	12.17%
Ipswich - Division 2	FPTP	Attendance	9.13%
Ipswich - Division 3	FPTP	Attendance	10.44%
Ipswich - Division 4	FPTP	Attendance	11.17%
Logan - Division 2	OPV	Attendance	6.94%
Mackay	FPTP	Attendance	13.07%
Maranoa	FPTP	Hybrid	5.39%
Mount Isa	FPTP	Attendance	8.80%
Napranum	FPTP	Attendance	6.57%
North Burnett - Division 1	OPV	Attendance	2.28%
North Burnett - Division 2	OPV	Attendance	2.46%
North Burnett - Division 4	OPV	Attendance	1.02%
Pormpuraaw	FPTP	Attendance	10.00%
Toowoomba	FPTP	Attendance	10.48%
Western Downs	FPTP	Full Postal*	3.38%

* Full postal elections may have larger numbers of rejected postal ballots than attendance elections (where postal voting is an optional choice for most electors). This may in turn reduce the overall percentage of informal ballots for that election when compared with attendance elections.

For each of the 28 elections selected, a significant portion of informal ballot papers were collected and organised into either 'assumed unintentional informal' or 'assumed intentional informal' categories. The categories and their definitions are listed in the following table.

Assumed intentional categories	
Assumed intentional categories	Definition
Blank	Ballot papers that have been left blank
Drawings	Ballot papers with drawings.
Writing – protest voting	Writing on ballot papers that protests voting (against compulsory voting, voting makes no difference, against the system etc).
Writing – protest candidate choices	Writing on ballot papers that protests the candidate choices at the election, dissatisfaction with choices or knowledge of choices.
Writing – other protest	Ballot papers with other written protests.
Intentional defective numbering / marks	Intentionally defective numbering or markings such as all boxes being ticked, or numbered 1.
Fragments	Ballot papers that have been ripped up and placed in the ballot box by the elector.
Other – intentional	Any other ballot papers deemed to be intentionally informal that do not fit within the other intentional categories.
Assumed unintentional categories	
Numbers 1 only – just voted 1*	Ballot papers where the elector has only voted for one candidate.
Numbers insufficient – but more than 1*	Ballot papers where the elector has allocated preferences for an insufficient number of candidates (but more than one).
More marks than vacancies*	Ballot papers where the elector has voted for more than the required number of candidates, and it is not possible to determine their preferred candidates.
Numbers – Unclear order of preferences	Ballot papers where it is not possible to determine a clear order of preferences, either due to factors such as repeated or skipped numbers or illegible handwriting.
Ticks and crosses – unintentional	Ballot papers where the elector has used ticks or crosses to indicate their preferred candidate/s but have done so in a way where their intention or preferences are unclear.
Voter identifiable	Ballot papers that contain any writing or mark that identify the elector are informal in accordance with sections 86 and 87 of the <i>Local Government Electoral Act 2011</i> .
Other – unintentional	Any other ballot papers deemed to be unintentionally informal that do not fit within the other unintentional categories.
Administrative error – formal	Ballot papers thought to be formal.

* Category is applicable for FPTP elections only.

Mayoral elections

The review found that across all eight mayoral elections, almost all of the informal ballot papers examined, between 96 to 98 per cent, were intentionally informal.

Mayoral elections	% Intentional informal	% Unintentional informal
Burdekin	98.54%	1.46%
Cairns	97.26%	2.74%
Ipswich	97.84%	2.16%
Logan	98.28%	1.72%
Rockhampton	98.16%	1.84%
Sunshine Coast	97.33%	2.67%
Western Downs	98.53%	1.47%
Whitsunday	96.92%	3.08%

The *'blank'* category accounted for the majority of intentional informal ballot papers in all eight elections reviewed. A significant number of informal ballot papers were also categorised into the *'intentional defective numbering / ticks or crosses'*, *'writing – protest candidate choices'*, *'other-intentional'* and *'writing – other protest'* categories, with the fewest intentional informal ballots sorted into the *'writing – protest voting'* and *'fragments – torn ballots'* categories.

While very few of the informal ballot papers analysed for the eight mayoral elections were found to be unintentionally informal, the categories that captured the most unintentional informal ballots included *'numbers – unclear order of preferences'* and *'administrative error – formal'* categories.

For detailed results, see the table on page 31.

Councillor elections

The degree of intentionality of informal voting across the 20 councillor elections varied considerably. There was however, a much higher rate of unintentional informal voting at councillor elections when compared to the results of the eight mayoral elections.

Of the 20 councillor elections reviewed, 11 had more than 50 per cent of their informal ballot papers categorised as being unintentionally informal. Of these 11, the three Indigenous local government elections including Aurukun, Napranum and

Pormpuraaw, the majority of informal ballot papers (96, 91 and 96 per cent respectively) were categorised as unintentionally informal.

In contrast, informal ballot papers reviewed for the five councillor elections that used the OPV system, including Brisbane Walter Taylor Ward, Logan Division 2, and North Burnett Divisions 1, 2 and 4, were categorised as mostly being intentionally informal. This seems to be in keeping with informal voting trends at the mayoral elections, with OPV elections seemingly having higher rates of intentional informal voting.

Councillor elections	% Intentional informal	% Unintentional informal
Aurukun	3.85%	96.15%
Brisbane - Walter Taylor Ward	99.21%	0.79%
Gladstone	67.51%	32.49%
Goondiwindi	46.00%	54.00%
Hinchinbrook	64.95%	35.05%
Ipswich – Division 1	49.35%	50.65%
Ipswich – Division 2	52.35%	47.65%
Ipswich – Division 3	53.16%	46.84%
Ipswich – Division 4	49.88%	50.12%
Logan – Division 2	99.57%	0.43%
Mackay	45.47%	54.53%
Maranoa	31.48%	68.52%
Mount Isa	38.80%	61.20%
Napranum	8.70%	91.30%
North Burnett – Division 1	82.61%	17.39%
North Burnett – Division 2	100%	0.00%
North Burnett – Division 4	100%	0.00%
Pormpuraaw	3.03%	96.97%
Toowoomba	46.75%	53.25%
Western Downs	48.76%	51.24%

As with the mayoral elections, the *'blank'* category again accounted for the majority of intentional informal ballot papers in 17 of the 20 councillor elections reviewed. A significant number of informal ballot papers were also categorised into the *'intentional defective numbering / ticks or*

crosses', *'other-intentional'* and *'writing – protest candidate choices'* categories, with the fewest intentional informal ballots for these elections being sorted into the *'drawings'*, *'writing – protest voting'* and *'fragments – torn ballots'* categories for these elections.

Informal ballot papers from the FPTP councillor elections were commonly found to be unintentionally informal due to electors failing to vote for the correct number of candidates or clearly preference their preferred candidates and were placed into the *'numbers – 1 only (just voted 1)'*, *'numbers – insufficient (but more than 1)'*, *'more marks than vacancies'* and *'numbers – unclear order of preferences'* categories.

In the three Indigenous local government area elections for Aurukun, Napranum and Pormpuraaw, these four categories accounted for the vast majority of informal ballot papers (approximately 96, 91 and 97 per cent respectively). This trend continued (though to a lesser degree) for the Mackay, Maranoa, Mount Isa and Toowoomba elections, with approximately 54, 66, 59 and 51 per cent of informal ballot papers respectively categorised into these four categories as well.

In the Ipswich Divisions 1, 2, 3 and 4 councillor elections, between 45 to almost 49 per cent of the informal ballot papers reviewed were the result of electors just voting for one candidate (*'numbers – 1 only'* category).

Noting that mayoral elections across Queensland all use the OPV system, it is possible that electors in undivided or multi-member divided (Ipswich) councils that utilise FPTP voting for councillor elections, are more likely to cast an unintentional informal ballot, as they may mistakenly use the OPV system for both mayoral and councillor elections.

For detailed results, see the tables on page 32 and 33.

Conclusions

The ECQ utilises the outcomes of informality reviews to identify opportunities and strategies to address unintentional informality by targeting and improving electors' understanding of formal voting. The ECQ will review informal ballots in the October 2024 State general election, to further review differences in informal voting trends between local government and State elections.

Intentional informal categories									
Mayoral elections	Blank	Drawings	Writing - protest voting	Writing - protest candidate choices	Writing - other protest	Intentional defective numbering / ticks or crosses	Fragments - torn ballots	Other - intentional	
Burdekin	43.69%	3.40%	0.00%	9.22%	7.28%	19.90%	0.00%	15.05%	
Cairns	48.86%	4.22%	0.59%	6.16%	7.67%	12.69%	0.14%	16.92%	
Ipswich	48.00%	4.09%	0.20%	6.91%	9.27%	14.27%	0.15%	14.95%	
Logan	42.18%	4.48%	0.45%	11.05%	9.19%	16.51%	0.14%	14.27%	
Rockhampton	38.42%	5.03%	0.24%	10.22%	11.42%	18.49%	0.32%	14.02%	
Sunshine Coast	48.93%	5.14%	0.21%	6.62%	9.27%	11.42%	0.15%	15.60%	
Western Downs	35.78%	0.88%	0.00%	18.18%	4.11%	29.33%	0.00%	10.26%	
Whitsunday	46.54%	4.36%	0.68%	15.06%	4.62%	14.71%	0.09%	10.86%	

Unintentional informal categories									
Mayoral elections	Numbers - 1 only (Just voted 1)	Numbers - insufficient (but more than 1)	More marks than vacancies	Numbers - unclear order of preferences	Ticks and crosses - unintentional	Voter identifiable	Other - unintentional	Administrative error - formal	
Burdekin				0.97%	0.00%	0.00%	0.00%	0.49%	
Cairns				1.58%	0.00%	0.07%	0.00%	1.10%	
Ipswich				0.86%	0.02%	0.00%	0.00%	1.28%	
Logan				0.58%	0.06%	0.00%	0.00%	1.08%	
Rockhampton				0.24%	0.00%	0.04%	0.00%	1.56%	
Sunshine Coast				1.83%	0.00%	0.00%	0.00%	0.84%	
Western Downs				0.88%	0.00%	0.00%	0.00%	0.59%	
Whitsunday				0.68%	0.51%	0.34%	0.26%	1.28%	

Not applicable for OPV elections.

Intentional informal categories								
Councillor elections	Blank	Drawings	Writing - protest voting	Writing - protest candidate choices	Writing - other Protest	Intentional defective numbering / ticks or crosses	Fragments - torn ballots	Other - intentional
Aurukun	3.85%	0.00%	0.00%	0.00%	0.00%	0.00%	0.00%	0.00%
Brisbane - Walter Taylor Ward	45.55%	2.88%	0.79%	10.99%	6.81%	14.92%	0.52%	16.75%
Gladstone	28.28%	3.31%	0.48%	5.22%	8.34%	10.86%	0.08%	10.96%
Goondiwindi	10.00%	1.00%	0.00%	6.00%	4.00%	19.00%	1.00%	5.00%
Hinchinbrook	27.15%	0.34%	1.72%	8.59%	3.09%	10.31%	0.00%	13.75%
Ipswich – Division 1	24.75%	2.18%	0.61%	3.78%	4.81%	6.80%	0.08%	6.34%
Ipswich – Division 2	25.12%	2.11%	0.29%	4.04%	4.70%	6.99%	0.07%	9.03%
Ipswich – Division 3	23.96%	1.94%	0.12%	4.93%	5.08%	7.99%	0.09%	9.05%
Ipswich – Division 4	26.62%	1.76%	0.31%	4.02%	2.75%	7.08%	0.03%	7.30%
Logan – Division 2	40.46%	3.90%	0.11%	8.68%	7.38%	24.84%	0.00%	14.21%
Mackay	30.23%	1.19%	0.08%	2.72%	2.11%	3.55%	0.02%	5.57%
Maranoa	15.74%	1.23%	0.00%	0.93%	1.54%	6.79%	0.00%	5.25%
Mount Isa	26.03%	1.10%	0.00%	3.63%	2.37%	2.37%	0.00%	3.31%
Napranum	0.00%	0.00%	0.00%	0.00%	0.00%	8.70%	0.00%	0.00%
North Burnett – Division 1	78.26%	0.00%	0.00%	0.00%	0.00%	0.00%	0.00%	4.35%
North Burnett – Division 2	40.91%	0.00%	0.00%	0.00%	0.00%	36.36%	4.55%	18.18%
North Burnett – Division 4	22.22%	0.00%	0.00%	22.22%	0.00%	22.22%	0.00%	33.33%
Pormpuraaw	3.03%	0.00%	0.00%	0.00%	0.00%	0.00%	0.00%	0.00%
Toowoomba	24.74%	1.43%	0.16%	3.98%	3.92%	4.95%	0.07%	7.50%
Western Downs	19.44%	0.33%	1.98%	6.43%	2.64%	12.03%	0.66%	5.27%

Unintentional informal categories									
Councillor elections	Numbers - 1 only (Just voted 1)	Numbers - insufficient (but more than 1)	More than marks than vacancies	Numbers - unclear order of preferences	Ticks and crosses - unintentional	Voter identifiable	Other - unintentional	Administrative error - formal	
Aurukun	30.77%	46.15%	3.85%	15.38%	0.00%	0.00%	0.00%	0.00%	
Brisbane - Walter Taylor Ward	Not applicable for OPV elections.			0.00%	0.00%	0.00%	0.26%	0.52%	
Gladstone	7.57%	15.44%	0.00%	9.24%	0.00%	0.05%	0.00%	0.19%	
Goondiwindi	14.00%	25.00%	0.00%	15.00%	0.00%	0.00%	0.00%	0.00%	
Hinchinbrook	7.90%	13.75%	0.34%	13.06%	0.00%	0.00%	0.00%	0.00%	
Ipswich – Division 1	48.28%	0.00%	0.04%	1.11%	0.11%	0.00%	0.00%	1.11%	
Ipswich – Division 2	45.47%	0.00%	0.07%	1.27%	0.04%	0.04%	0.00%	0.76%	
Ipswich – Division 3	45.54%	0.00%	0.03%	0.79%	0.00%	0.06%	0.00%	0.42%	
Ipswich – Division 4	48.82%	0.00%	0.00%	0.71%	0.06%	0.00%	0.00%	0.53%	
Logan – Division 2	Not applicable for OPV elections.			0.43%	0.00%	0.00%	0.00%	0.00%	
Mackay	6.75%	34.54%	1.13%	11.13%	0.07%	0.15%	0.00%	0.76%	
Maranoa	10.49%	36.11%	0.62%	18.83%	0.00%	0.00%	0.00%	2.47%	
Mount Isa	9.15%	37.22%	0.95%	11.67%	0.00%	0.00%	0.00%	2.21%	
Napranum	65.22%	21.74%	0.00%	4.35%	0.00%	0.00%	0.00%	0.00%	
North Burnett – Division 1				13.04%	0.00%	0.00%	0.00%	4.35%	
North Burnett – Division 2	Not applicable for OPV elections.			0.00%	0.00%	0.00%	0.00%	0.00%	
North Burnett – Division 4				0.00%	0.00%	0.00%	0.00%	0.00%	
Porpuraaw	51.52%	30.30%	0.00%	15.15%	0.00%	0.00%	0.00%	0.00%	
Toowoomba	8.20%	23.32%	10.70%	9.05%	0.01%	0.03%	0.00%	1.94%	
Western Downs	9.88%	27.02%	0.00%	14.17%	0.00%	0.00%	0.00%	0.16%	

Appendices

Appendix A – Statutory notices

Notice of Election	35
Voter and Polling Services Notice	36
Notice of the electoral expenditure caps for the 2024 local government elections	37
Gazette notice – Torres Strait Island Regional Council elections	47

Appendix B – Full postal and hybrid elections..... 48

Appendix C – Uncontested elections 49

Appendix D – Advertising and social media campaign assets 52

Appendix E – Voter turnout map 53

Appendix F – Informality maps

Mayoral informality.....	54
Councillor informality	55

Appendix G – Local government election summaries 56

Appendix A – Statutory notices

Notice of Election



Notice of Election

2024 LOCAL GOVERNMENT ELECTIONS SATURDAY 16 MARCH 2024

The local government quadrennial elections will be held on Saturday, 16 March 2024.

Polling booths will be open on election day from 8am to 6pm. **Voting is compulsory.**

Candidate nominations are open from Monday, 29 January 2024 and close at 12pm (noon) on Tuesday, 13 February 2024.

Nominations are invited from those interested in contesting the 2024 local government elections.

- Nominations must be lodged with the Returning Officer or through the Electoral Commission of Queensland's (ECQ) website.
- Information about how to nominate as a candidate is available on the ECQ website.
- To find the contact details and office locations of the Returning Officer for your local government area, please see the ECQ website or phone 1300 881 665.

Enrol to vote or check your enrolment details

- Enrol to vote or update your details at www.aec.gov.au.
- The electoral roll closes on Monday, 5 February 2024.

Information about the election including polling booths, early voting locations and hours, and postal voting applications will be available on the ECQ website or by phoning 1300 881 665.

This notice is issued under sections 23, 25, 35 and 206 of the *Local Government Electoral Act 2011*

E: ecq@ecq.qld.gov.au | **P:** 1300 881 665 | **W:** ecq.qld.gov.au
P: GPO Box 1393 Brisbane QLD 4001 | **A:** Level 20, Eagle Street Brisbane QLD 4000

Appendix A – Statutory notices

Voter and Polling Services Notice

Voter and Polling Services Notice 2024 LOCAL GOVERNMENT ELECTIONS SATURDAY 16 MARCH 2024



The local government quadrennial elections will be held on Saturday, 16 March 2024.

Polling booths will be open on election day from 8am to 6pm. **Voting is compulsory.**

Candidates

- Candidate nominations for the local government elections have now closed and the elections will be held on Saturday, 16 March 2024.
- The names of all candidates properly nominated for election in ballot paper order for each local government election are available on the ECQ website or by calling 1300 881 665.

Voting services

The following voting services are available for the 2024 local government elections:

- **Election day voting from 8am to 6pm on Saturday, 16 March 2024**
Polling booth locations are available on the ECQ website or by calling 1300 881 665.
- **Early voting (pre-poll) between Monday, 4 March and Friday, 15 March 2024**
Early voting locations and opening hours are available on the ECQ website or by calling 1300 881 665. Opening hours may vary between council areas.
- **Postal voting applications close 7pm on Monday, 4 March 2024**
Applications are available on the ECQ website or by calling 1300 881 665.
- **Mobile polling and declared institution voting between Tuesday, 5 March and Saturday, 16 March 2024**
Mobile polling is available for eligible voters within registered institutions or specified council areas. Information will be published on the ECQ website or phone 1300 881 665.
- **Telephone voting between Monday, 4 March and Saturday, 16 March 2024**
Telephone voting will be available for eligible voters. To check your eligibility and learn more about registering for this service, see the ECQ website or phone 1300 881 665.

There are 17 local government areas with full postal voting or hybrid voting (part postal and part attendance). If you reside in an area with full postal voting, you will receive your ballot materials in the mail. To check if you live in a full postal area, see the ECQ website or call 1300 881 665.

This notice is issued under sections 35, 48, 49, 50, 75A and 79 of the *Local Government Electoral Act 2011*.

E: ecq@ecq.qld.gov.au | **P:** 1300 881 665 | **W:** ecq.qld.gov.au
P: GPO Box 1393 Brisbane QLD 4001 | **A:** Level 20, Eagle Street Brisbane QLD 4000

Appendix A – Statutory notices

Notice of the electoral expenditure caps for the 2024 local government elections

Page 1 of 10

Notice of electoral expenditure caps and number of electors

2024 local government elections

SATURDAY, 16 March 2024



Elections for councillors and mayors in Queensland's local government areas will be held on Saturday, 16 March 2024. Caps on the amount of electoral expenditure that can be incurred will be in place for these elections. The capped expenditure period will commence on 14 August 2023, and end at 6pm on election day.

Expenditure caps for each local government area (except Brisbane City Council) are calculated based on the number of electors within each local government area. The caps differ depending on whether an individual is a mayoral or councillor candidate. Expenditure caps also apply to groups of candidates, registered political parties and third parties.

Individual candidates (i.e. candidates who are not endorsed by a registered political party, or part of a registered local government group), are subject to the caps outlined in Table 1.

Groups of candidates are also subject to caps. The group's cap is the sum total of the applicable caps (per Table 1) for each individual candidate in the group, up to the maximum number of vacancies in the local government area. Groups can only have one mayoral candidate, and only nominate candidates in one local government area. If the membership of a group changes during the capped expenditure period, then the expenditure cap for the new and/or former group members must be recalculated, in accordance with sections 123J and 123K of the *Local Government Electoral Act 2011* (LGEA).

Caps apply to registered political parties and their endorsed candidates collectively. The cap is the sum total of the applicable caps (per Table 1) for each individual candidate endorsed by the party, up to the maximum number of vacancies in the local government area. Registered political parties do not receive any additional expenditure cap allowance. If a registered political party endorses candidates in multiple local government areas, then the cap is determined separately for each area. If a registered political party changes the number of candidates it has endorsed in a local government area, then the expenditure cap for the new and/or former endorsed candidates must be recalculated, in accordance with sections 123G and 123H of the LGEA.

Caps also apply to registered third parties. The cap for registered third parties is the same cap that applies to individual mayoral candidates within a local government area (as per Table 1). The cap cannot be aggregated across multiple local government areas. A third party which is not registered must not exceed \$6,000 in electoral expenditure across Queensland.

This notice is issued under sections 123R and 123S of the LGEA. For further information about expenditure caps, including details about how the expenditure caps are calculated, refer to the fact sheets available on the ECQ's website.

T: 1300 881 665

E: ecq@ecq.qld.gov.au

W: www.ecq.qld.gov.au

Fact sheets: www.ecq.qld.gov.au/factsheets

Appendix A – Statutory notices

Notice of the electoral expenditure caps for the 2024 local government elections

Page 2 of 10

Table 1

Local government area	Participant type	Electoral expenditure cap	Number of electors
Aurukun Shire Council	Councillor candidate	\$15,000	962
	Mayoral candidate	\$30,000	
	Registered third party	\$30,000	
Balonne Shire Council	Councillor candidate	\$15,000	3,086
	Mayoral candidate	\$30,000	
	Registered third party	\$30,000	
Banana Shire Council*	Councillor candidate	\$15,000	1,598
	Mayoral candidate	\$30,000	9,585
	Registered third party	\$30,000	9,585
Barcaldine Regional Council	Councillor candidate	\$15,000	2,125
	Mayoral candidate	\$30,000	
	Registered third party	\$30,000	
Barcoo Shire Council	Councillor candidate	\$15,000	224
	Mayoral candidate	\$30,000	
	Registered third party	\$30,000	
Blackall-Tambo Regional Council	Councillor candidate	\$15,000	1,454
	Mayoral candidate	\$30,000	
	Registered third party	\$30,000	
Boulia Shire Council	Councillor candidate	\$15,000	236
	Mayoral candidate	\$30,000	
	Registered third party	\$30,000	
Brisbane City Council**	Councillor candidate	\$55,000	N/A
	Mayoral candidate	\$1,300,000	
	Registered third party	\$1,300,000	
Bulloo Shire Council	Councillor candidate	\$15,000	206
	Mayoral candidate	\$30,000	
	Registered third party	\$30,000	

Appendix A – Statutory notices

Notice of the electoral expenditure caps for the 2024 local government elections

Page 3 of 10

Table 1

Local government area	Participant type	Electoral expenditure cap	Number of electors
Bundaberg Regional Council*	Councillor candidate	\$15,000	7,652
	Mayoral candidate	\$76,520	76,524
	Registered third party	\$76,520	76,524
Burdekin Shire Council	Councillor candidate	\$15,000	11,883
	Mayoral candidate	\$30,000	
	Registered third party	\$30,000	
Burke Shire Council	Councillor candidate	\$15,000	176
	Mayoral candidate	\$30,000	
	Registered third party	\$30,000	
Cairns Regional Council*	Councillor candidate	\$15,000	12,949
	Mayoral candidate	\$116,540	116,542
	Registered third party	\$116,540	116,542
Carpentaria Shire Council	Councillor candidate	\$15,000	1,194
	Mayoral candidate	\$30,000	
	Registered third party	\$30,000	
Cassowary Coast Regional Council*	Councillor candidate	\$15,000	3,562
	Mayoral candidate	\$30,000	21,373
	Registered third party	\$30,000	21,373
Central Highlands Regional Council	Councillor candidate	\$15,000	17,889
	Mayoral candidate	\$30,000	
	Registered third party	\$30,000	
Charters Towers Regional Council	Councillor candidate	\$15,000	8,026
	Mayoral candidate	\$30,000	
	Registered third party	\$30,000	
Cherbourg Aboriginal Shire Council	Councillor candidate	\$15,000	771
	Mayoral candidate	\$30,000	
	Registered third party	\$30,000	

Appendix A – Statutory notices

Notice of the electoral expenditure caps for the 2024 local government elections

Page 4 of 10

Table 1

Local government area	Participant type	Electoral expenditure cap	Number of electors
Cloncurry Shire Council	Councillor candidate	\$15,000	1,914
	Mayoral candidate	\$30,000	
	Registered third party	\$30,000	
Cook Shire Council	Councillor candidate	\$15,000	2,897
	Mayoral candidate	\$30,000	
	Registered third party	\$30,000	
Croydon Shire Council	Councillor candidate	\$15,000	163
	Mayoral candidate	\$30,000	
	Registered third party	\$30,000	
Diamantina Shire Council	Councillor candidate	\$15,000	151
	Mayoral candidate	\$30,000	
	Registered third party	\$30,000	
Doomadgee Aboriginal Shire Council	Councillor candidate	\$15,000	723
	Mayoral candidate	\$30,000	
	Registered third party	\$30,000	
Douglas Shire Council	Councillor candidate	\$15,000	9,305
	Mayoral candidate	\$30,000	
	Registered third party	\$30,000	
Etheridge Shire Council	Councillor candidate	\$15,000	521
	Mayoral candidate	\$30,000	
	Registered third party	\$30,000	
Flinders Shire Council	Councillor candidate	\$15,000	1,227
	Mayoral candidate	\$30,000	
	Registered third party	\$30,000	
Fraser Coast Regional Council*	Councillor candidate	\$15,000	8,787
	Mayoral candidate	\$87,870	87,871
	Registered third party	\$87,870	87,871

Appendix A – Statutory notices

Notice of the electoral expenditure caps for the 2024 local government elections

Page 5 of 10

Table 1

Local government area	Participant type	Electoral expenditure cap	Number of electors
Gladstone Regional Council	Councillor candidate	\$30,000	46,280
	Mayoral candidate	\$46,280	
	Registered third party	\$46,280	
Gold Coast City Council*	Councillor candidate	\$22,950	30,600
	Mayoral candidate	\$232,100	428,404
	Registered third party	\$232,100	428,404
Goondiwindi Regional Council	Councillor candidate	\$15,000	7,859
	Mayoral candidate	\$30,000	
	Registered third party	\$30,000	
Gympie Regional Council*	Councillor candidate	\$15,000	5,228
	Mayoral candidate	\$41,820	41,821
	Registered third party	\$41,820	41,821
Hinchinbrook Shire Council	Councillor candidate	\$15,000	8,573
	Mayoral candidate	\$30,000	
	Registered third party	\$30,000	
Hope Vale Aboriginal Shire Council	Councillor candidate	\$15,000	706
	Mayoral candidate	\$30,000	
	Registered third party	\$30,000	
Ipswich City Council*	Councillor candidate	\$28,550	38,062
	Mayoral candidate	\$151,120	152,246
	Registered third party	\$151,120	152,246
Isaac Regional Council*	Councillor candidate	\$15,000	1,501
	Mayoral candidate	\$30,000	12,004
	Registered third party	\$30,000	12,004
Kowanyama Aboriginal Shire Council	Councillor candidate	\$15,000	779
	Mayoral candidate	\$30,000	
	Registered third party	\$30,000	

Appendix A – Statutory notices

Notice of the electoral expenditure caps for the 2024 local government elections

Page 6 of 10

Table 1

Local government area	Participant type	Electoral expenditure cap	Number of electors
Livingstone Shire Council	Councillor candidate	\$21,920	29,231
	Mayoral candidate	\$30,000	
	Registered third party	\$30,000	
Lockhart River Aboriginal Shire Council	Councillor candidate	\$15,000	383
	Mayoral candidate	\$30,000	
	Registered third party	\$30,000	
Lockyer Valley Regional Council	Councillor candidate	\$21,950	29,267
	Mayoral candidate	\$30,000	
	Registered third party	\$30,000	
Logan City Council*	Councillor candidate	\$15,000	18,489
	Mayoral candidate	\$180,470	221,863
	Registered third party	\$180,470	221,863
Longreach Regional Council	Councillor candidate	\$15,000	2,499
	Mayoral candidate	\$30,000	
	Registered third party	\$30,000	
Mackay Regional Council	Councillor candidate	\$30,000	87,741
	Mayoral candidate	\$87,740	
	Registered third party	\$87,740	
Mapoon Aboriginal Shire Council	Councillor candidate	\$15,000	239
	Mayoral candidate	\$30,000	
	Registered third party	\$30,000	
Maranoa Regional Council	Councillor candidate	\$15,000	9,098
	Mayoral candidate	\$30,000	
	Registered third party	\$30,000	
Mareeba Shire Council	Councillor candidate	\$15,000	16,050
	Mayoral candidate	\$30,000	
	Registered third party	\$30,000	

Appendix A – Statutory notices

Notice of the electoral expenditure caps for the 2024 local government elections

Page 7 of 10

Table 1

Local government area	Participant type	Electoral expenditure cap	Number of electors
McKinlay Shire Council	Councillor candidate	\$15,000	504
	Mayoral candidate	\$30,000	
	Registered third party	\$30,000	
Moreton Bay Regional Council*	Councillor candidate	\$21,230	28,302
	Mayoral candidate	\$209,910	339,627
	Registered third party	\$209,910	339,627
Morningside Shire Council	Councillor candidate	\$15,000	729
	Mayoral candidate	\$30,000	
	Registered third party	\$30,000	
Mount Isa City Council	Councillor candidate	\$15,000	12,080
	Mayoral candidate	\$30,000	
	Registered third party	\$30,000	
Murweh Shire Council	Councillor candidate	\$15,000	2,935
	Mayoral candidate	\$30,000	
	Registered third party	\$30,000	
Napranum Aboriginal Shire Council	Councillor candidate	\$15,000	652
	Mayoral candidate	\$30,000	
	Registered third party	\$30,000	
Noosa Shire Council	Councillor candidate	\$30,000	43,820
	Mayoral candidate	\$43,820	
	Registered third party	\$43,820	
North Burnett Regional Council*	Councillor candidate	\$15,000	1,261
	Mayoral candidate	\$30,000	7,565
	Registered third party	\$30,000	7,565
Northern Peninsula Area Regional Council*	Councillor candidate	\$15,000	312
	Mayoral candidate	\$30,000	1,561
	Registered third party	\$30,000	1,561

Appendix A – Statutory notices

Notice of the electoral expenditure caps for the 2024 local government elections

Page 8 of 10

Table 1

Local government area	Participant type	Electoral expenditure cap	Number of electors
Palm Island Aboriginal Shire Council	Councillor candidate	\$15,000	1,293
	Mayoral candidate	\$30,000	
	Registered third party	\$30,000	
Paroo Shire Council	Councillor candidate	\$15,000	1,191
	Mayoral candidate	\$30,000	
	Registered third party	\$30,000	
Pormpuraaw Aboriginal Shire Council	Councillor candidate	\$15,000	496
	Mayoral candidate	\$30,000	
	Registered third party	\$30,000	
Quilpie Shire Council	Councillor candidate	\$15,000	552
	Mayoral candidate	\$30,000	
	Registered third party	\$30,000	
Redland City Council*	Councillor candidate	\$15,000	11,815
	Mayoral candidate	\$118,150	118,146
	Registered third party	\$118,150	118,146
Richmond Shire Council	Councillor candidate	\$15,000	561
	Mayoral candidate	\$30,000	
	Registered third party	\$30,000	
Rockhampton Regional Council*	Councillor candidate	\$15,000	8,408
	Mayoral candidate	\$58,860	58,858
	Registered third party	\$58,860	58,858
Scenic Rim Regional Council*	Councillor candidate	\$15,000	5,417
	Mayoral candidate	\$32,500	32,503
	Registered third party	\$32,500	32,503
Somerset Regional Council	Councillor candidate	\$15,000	18,890
	Mayoral candidate	\$30,000	
	Registered third party	\$30,000	

Appendix A – Statutory notices

Notice of the electoral expenditure caps for the 2024 local government elections

Page 9 of 10

Table 1

Local government area	Participant type	Electoral expenditure cap	Number of electors
South Burnett Regional Council*	Councillor candidate	\$15,000	4,213
	Mayoral candidate	\$30,000	25,279
	Registered third party	\$30,000	25,279
Southern Downs Regional Council	Councillor candidate	\$21,010	28,009
	Mayoral candidate	\$30,000	
	Registered third party	\$30,000	
Sunshine Coast Regional Council*	Councillor candidate	\$19,270	25,691
	Mayoral candidate	\$189,230	256,905
	Registered third party	\$189,230	256,905
Tablelands Regional Council*	Councillor candidate	\$15,000	3,265
	Mayoral candidate	\$30,000	19,587
	Registered third party	\$30,000	19,587
Toowoomba Regional Council	Councillor candidate	\$30,000	124,694
	Mayoral candidate	\$124,690	
	Registered third party	\$124,690	
Torres Shire Council	Councillor candidate	\$15,000	2,024
	Mayoral candidate	\$30,000	
	Registered third party	\$30,000	
Torres Strait Island Regional Council*	Councillor candidate	\$15,000	180
	Mayoral candidate	\$30,000	2,705
	Registered third party	\$30,000	2,705
Townsville City Council*	Councillor candidate	\$15,000	13,951
	Mayoral candidate	\$139,510	139,505
	Registered third party	\$139,510	139,505
Western Downs Regional Council	Councillor candidate	\$18,030	24,044
	Mayoral candidate	\$30,000	
	Registered third party	\$30,000	

Appendix A – Statutory notices

Notice of the electoral expenditure caps for the 2024 local government elections

Page 10 of 10

Table 1

Local government area	Participant type	Electoral expenditure cap	Number of electors
Whitsunday Regional Council*	Councillor candidate	\$15,000	3,923
	Mayoral candidate	\$30,000	23,540
	Registered third party	\$30,000	23,540
Winton Shire Council	Councillor candidate	\$15,000	844
	Mayoral candidate	\$30,000	
	Registered third party	\$30,000	
Woorabinda Aboriginal Shire Council	Councillor candidate	\$15,000	556
	Mayoral candidate	\$30,000	
	Registered third party	\$30,000	
Wujal Wujal Aboriginal Shire Council	Councillor candidate	\$15,000	218
	Mayoral candidate	\$30,000	
	Registered third party	\$30,000	
Yarrabah Aboriginal Shire Council	Councillor candidate	\$15,000	1,643
	Mayoral candidate	\$30,000	
	Registered third party	\$30,000	

* Divided council. The number of electors for a councillor candidate is averaged across the number of divisions, then multiplied by the number of councillors to be elected in each division, in accordance with section 123S of the LGEA. Numbers may not equal due to rounding.

** The expenditure caps for Brisbane City Council are set by the LGEA and are not determined by reference to the number of electors in the council area.

Appendix A – Statutory notices

Gazette notice – Torres Strait Island Regional Council elections

[419]



Queensland Government Gazette

EXTRAORDINARY

PUBLISHED BY AUTHORITY

ISSN 0155-9370

VOL. 395]

THURSDAY 14 MARCH 2024

[No. 56

Changing Election Day Notice

**2024 TORRES STRAIT ISLAND REGIONAL COUNCIL ELECTIONS
SATURDAY 23 MARCH 2024**



On 29 January 2024, the Electoral Commission of Queensland (ECQ) published notice of the 2024 local government quadrennial elections to be held on Saturday, 16 March 2024.

However, as a result of the substantial deterioration of weather conditions preventing the provision of mobile polling services, the ECQ has determined it is necessary to change the date of the election.

In accordance with section 38(2) and (3) of the *Local Government Electoral Act 2011*, this notice advises of a new election (polling) day for the Torres Strait Island Regional Council to be held on Saturday, 23 March 2024.

For more information, please see the ECQ website.

E: ecq@ecq.qld.gov.au | **P:** 1300 881 665 | **W:** ecq.qld.gov.au

P: GPO Box 1393 Brisbane QLD 4001 | **A:** Level 20, Eagle Street Brisbane QLD 4000

© The State of Queensland 2024

Copyright protects this publication. Except for purposes permitted by the Copyright Act, reproduction by whatever means is prohibited without prior written permission. Inquiries should be addressed to:
Gazette Advertising, PO Box 10817, Brisbane Adelaide Street QLD 4000.

BRISBANE
14 March 2024

Appendix B – Full postal and hybrid elections

Full Postal and Hybrid Elections 2024 LOCAL GOVERNMENT ELECTIONS



The Minister responsible for Local Government approved 15 full postal elections and two hybrid ballots for the 2024 local government elections.

Enrolled electors living in the full postal councils were automatically sent postal voting materials to their enrolled postal address. For the hybrid ballots, depending on where an elector lived within those councils, they were either sent their postal voting materials, or were able to attend a polling place or apply to vote using one of the ECQ's other voting services.

Local government	Voting method
Balonne Shire Council	Full postal ballot
Banana Shire Council	Full postal ballot
Barcaldine Regional Council	Full postal ballot
Barcoo Shire Council	Full postal ballot
Blackall-Tambo Regional Council	Full postal ballot
Bulloo Shire Council	Full postal ballot
Diamantina Shire Council	Full postal ballot
Etheridge Shire Council	Full postal ballot
Goondiwindi Regional Council	Full postal ballot
Isaac Regional Council	Hybrid ballot - Divisions 1 and 8: full postal ballot
Longreach Regional Council	Full postal ballot
Maranoa Regional Council	Hybrid ballot - Roma, Mitchell, Yuleba, Injune, Wallumbilla and Surat localities: attendance ballot - All other areas: full postal ballot
North Burnett Regional Council	Full postal ballot
Paroo Shire Council	Full postal ballot
Quilpie Shire Council	Full postal ballot
Richmond Shire Council	Full postal ballot
Western Downs Regional Council	Full postal ballot

Appendix C – Uncontested elections

Page 1 of 3

Uncontested Elections

2024 LOCAL GOVERNMENT ELECTIONS



On Monday, 29 January 2024, the Electoral Commission of Queensland (ECQ) published notice of the local government elections to be held on Saturday, 16 March 2024. The election for the Torres Strait Island Regional Council was extended by one week to Saturday, 23 March 2024, due to challenging weather conditions preventing the delivery of mobile polling services by helicopter to some communities.

In accordance with section 34 of the *Local Government Electoral Act 2011*, the following persons were declared elected by the ECQ, as the number of candidates equalled the number of persons required to be elected:

Uncontested election	Elected candidate	Declaration date
Balonne Shire Council – Mayor	O'TOOLE, Samantha Cathleen	18 March 2024
Banana Shire Council – Mayor	FERRIER, Neville George	18 March 2024
Banana Shire Council – Division 3 Councillor	CASEY, Phillip John	18 March 2024
Banana Shire Council – Division 4 Councillor	BAILEY, Kerrith Elizabeth	18 March 2024
Banana Shire Council – Division 5 Councillor	LEO, Brooke	18 March 2024
Boulia Shire Council – Mayor	BRITTON, Eric Charles	18 March 2024
Burke Shire Council – Mayor	CAMP, Ernest J	18 March 2024
Cairns Regional Council – Division 1 Councillor	MOLLER, William Brett	18 March 2024
Cassowary Coast Regional Council – Division 4 Councillor	PERVAN, Nicholas Ivan	18 March 2024
Cassowary Coast Regional Council – Division 5 Councillor	BAINES, Jeffery Steven	18 March 2024
Cassowary Coast Regional Council – Division 6 Councillor	MCLEOD, Renee Jean	18 March 2024
Diamantina Shire Council – Mayor	MURRAY, Francis John	18 March 2024
Etheridge Shire Council – Mayor	HUGHES, Barry Gilbert	18 March 2024
Fraser Coast Regional Council – Division 3 Councillor	TRUSCOTT, Paul Michael	18 March 2024
Gladstone Regional Council – Mayor	BURNETT, Matthew James	18 March 2024
Gold Coast City Council – Division 4 Councillor	CURTIS, Shelley Anne	18 March 2024
Goondiwindi Regional Council – Mayor	SPRINGBORG, Lawrence James	18 March 2024
Hinchinbrook Shire Council – Mayor	JAYO, Ramon	18 March 2024
Isaac Regional Council – Mayor	VEA VEA, Kelly Maree	18 March 2024
Isaac Regional Council – Division 4 Councillor	WEST, Simon Royce	18 March 2024
Isaac Regional Council – Division 5 Councillor	EARL, Alaina Alexandra	18 March 2024

Appendix C – Uncontested elections

Page 2 of 3

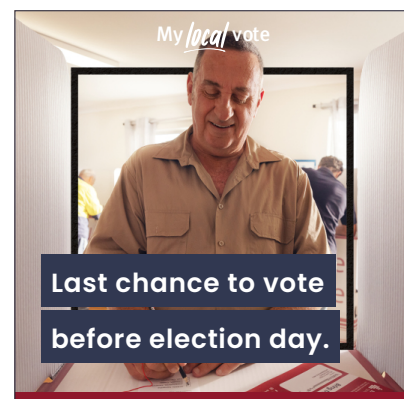
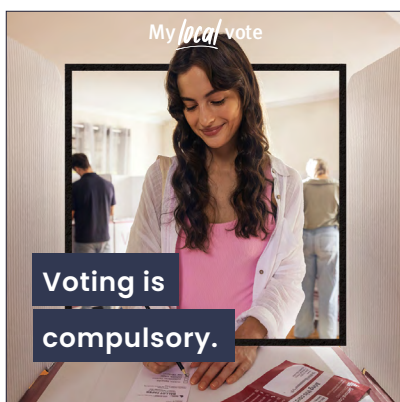
Isaac Regional Council – Division 7 Councillor	ANDERSON, Rachel Mellissa	18 March 2024
Isaac Regional Council – Division 8 Councillor	COLEMAN, Vivienne Susanne	18 March 2024
Logan City Council – Division 6 Councillor	HALL, Anthony Warren	18 March 2024
Logan City Council – Division 8 Councillor	HEREMAIA, Jacob Abbott	18 March 2024
Logan City Council – Division 9 Councillor	BANNAN, Scott	18 March 2024
Logan City Council – Division 10 Councillor	STEMP, Miriam Anne	18 March 2024
Logan City Council – Division 11 Councillor	WILLCOCKS, Natalie Amanda	18 March 2024
Longreach Regional Council – Mayor	RAYNER, Anthony Charles	18 March 2024
Mareeba Shire Council – Mayor	TOPPIN, Angela	18 March 2024
Moreton Bay City Council – Mayor	FLANNERY, Peter John	18 March 2024
Moreton Bay City Council – Division 1 Councillor	SAVIGE, Brooke	18 March 2024
Moreton Bay City Council – Division 4 Councillor	SHIPWAY, Jodie Leanne	18 March 2024
Moreton Bay City Council – Division 7 Councillor	BARLOW, Yvonne Margaret	18 March 2024
Moreton Bay City Council – Division 9 Councillor	TONKS, Catherine Mary	18 March 2024
Moreton Bay City Council – Division 11 Councillor	GRIMWADE, Darren John	18 March 2024
Murweh Shire Council – Mayor	RADNEDGE, Shaun	18 March 2024
North Burnett Regional Council – Division 3 Councillor	PAYNE, Susan Mary	18 March 2024
Northern Peninsula Area Regional Council – Division 3 Councillor	GEBADI, Kitty Alvina Estelle	18 March 2024
Redland City Council – Division 1 Councillor	BOGLARY, Wendy	18 March 2024
Redland City Council – Division 10 Councillor	BISHOP, Paul Brendan	18 March 2024
Richmond Shire Council – Mayor	WHARTON, John Mcarthur	18 March 2024
Rockhampton Regional Council – Division 1 Councillor	LATCHAM, Shane	18 March 2024
Rockhampton Regional Council – Division 3 Councillor	MATHERS, Grant Desmond	18 March 2024
Rockhampton Regional Council – Division 5 Councillor	RUTHERFORD, Cherie Ruth	18 March 2024
Rockhampton Regional Council – Division 6 Councillor	WICKERSON, Michael Drew	18 March 2024
Scenic Rim Regional Council – Division 3 Councillor	MORIARTY, Stephen Andrew	18 March 2024
South Burnett Regional Council – Division 3 Councillor	POTTER, Danita Alison	18 March 2024
Sunshine Coast Regional Council – Division 6 Councillor	DICKSON, Christian Lance	18 March 2024
Tablelands Regional Council – Division 3 Councillor	BILNEY, David John	18 March 2024

Appendix C – Uncontested elections

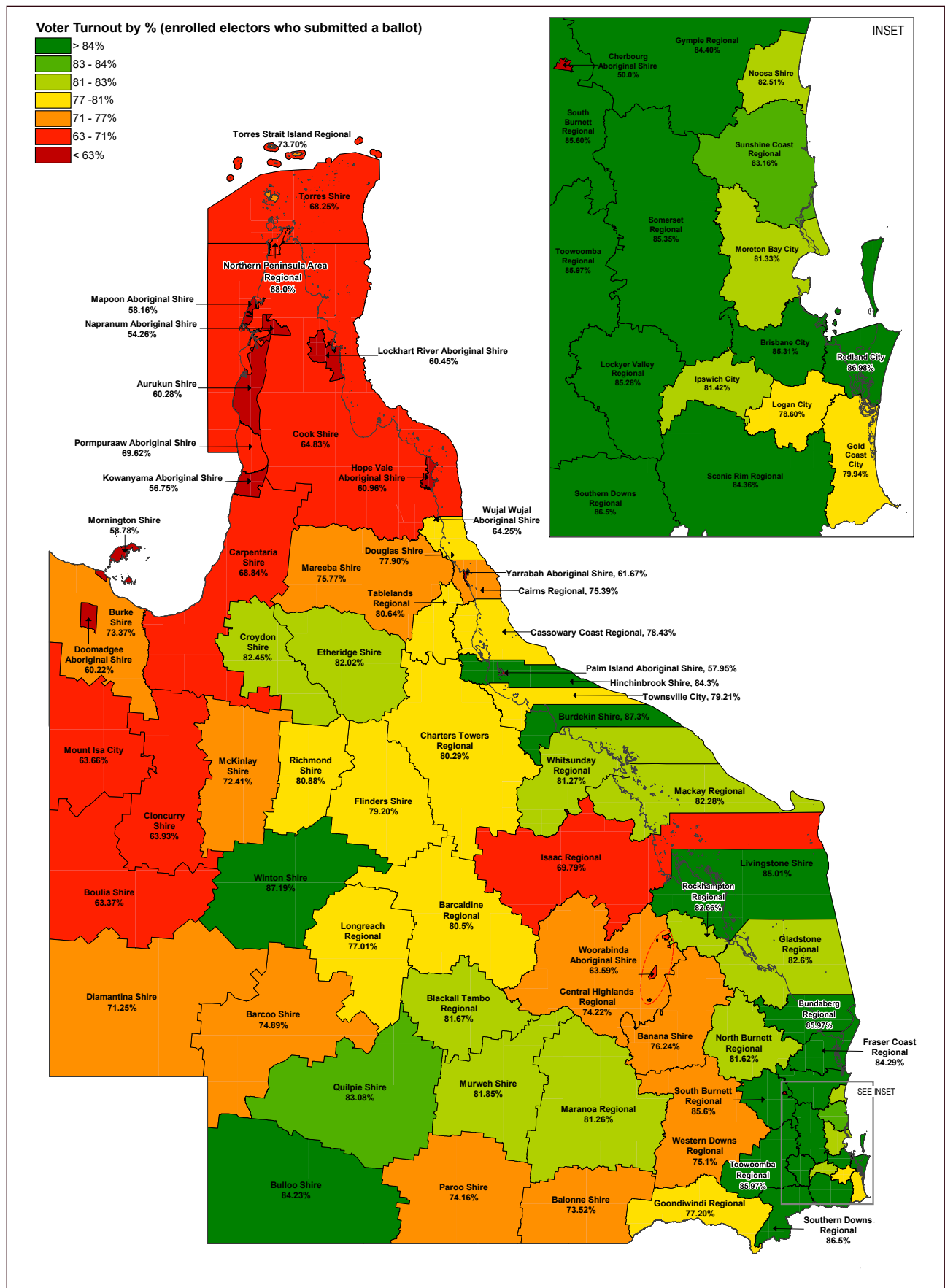
Page 3 of 3

Tablelands Regional Council – Division 5 Councillor	SPANOS, Constantinos	18 March 2024
Townsville City Council – Division 6 Councillor	BATKOVIC, Suzy Rose	18 March 2024
Townsville City Council – Division 7 Councillor	REHBEIN, Kurt Spencer	18 March 2024
Whitsunday Regional Council – Division 1 Councillor	CLIFFORD, Janet Louise	18 March 2024
Whitsunday Regional Council – Division 3 Councillor	COLLINS, John William Patrick	18 March 2024
Whitsunday Regional Council – Division 4 Councillor	WRIGHT, Michelle Elizabeth	18 March 2024
Whitsunday Regional Council – Division 5 Councillor	SIMPSON, Gary William	18 March 2024
Torres Strait Island Regional Council – Division 2 Councillor	ELISALA, Torenzo Elmazac Ridgeway	25 March 2024
Torres Strait Island Regional Council – Division 4 Councillor	FELL, Keith Marshall	25 March 2024
Torres Strait Island Regional Council – Division 11 Councillor	PEARSON, Francis	25 March 2024
Torres Strait Island Regional Council – Division 13 Councillor	STEPHEN, Rocky Gabriel	25 March 2024

Appendix D – Advertising and social media campaign assets

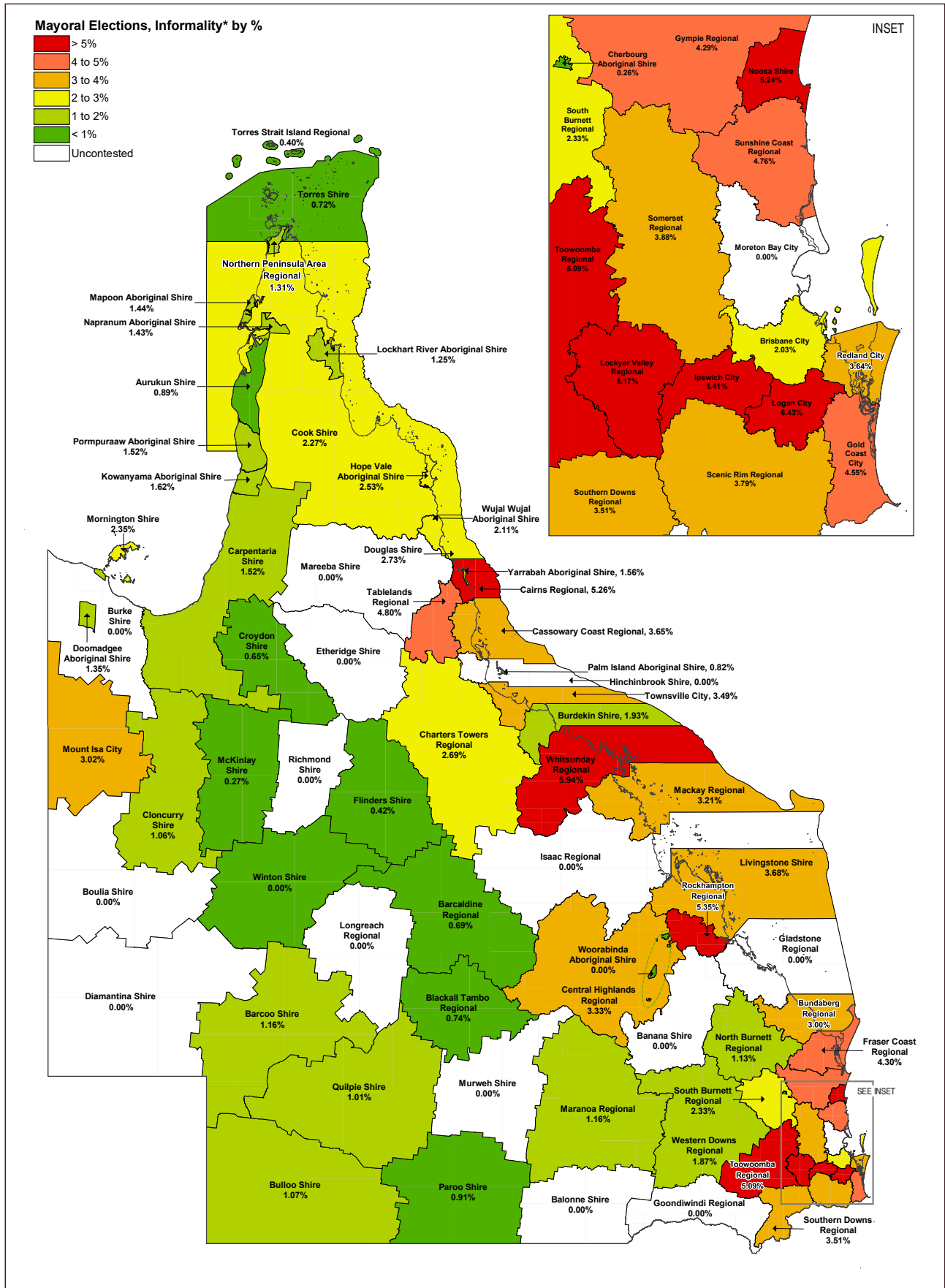


Appendix E – Voter turnout map



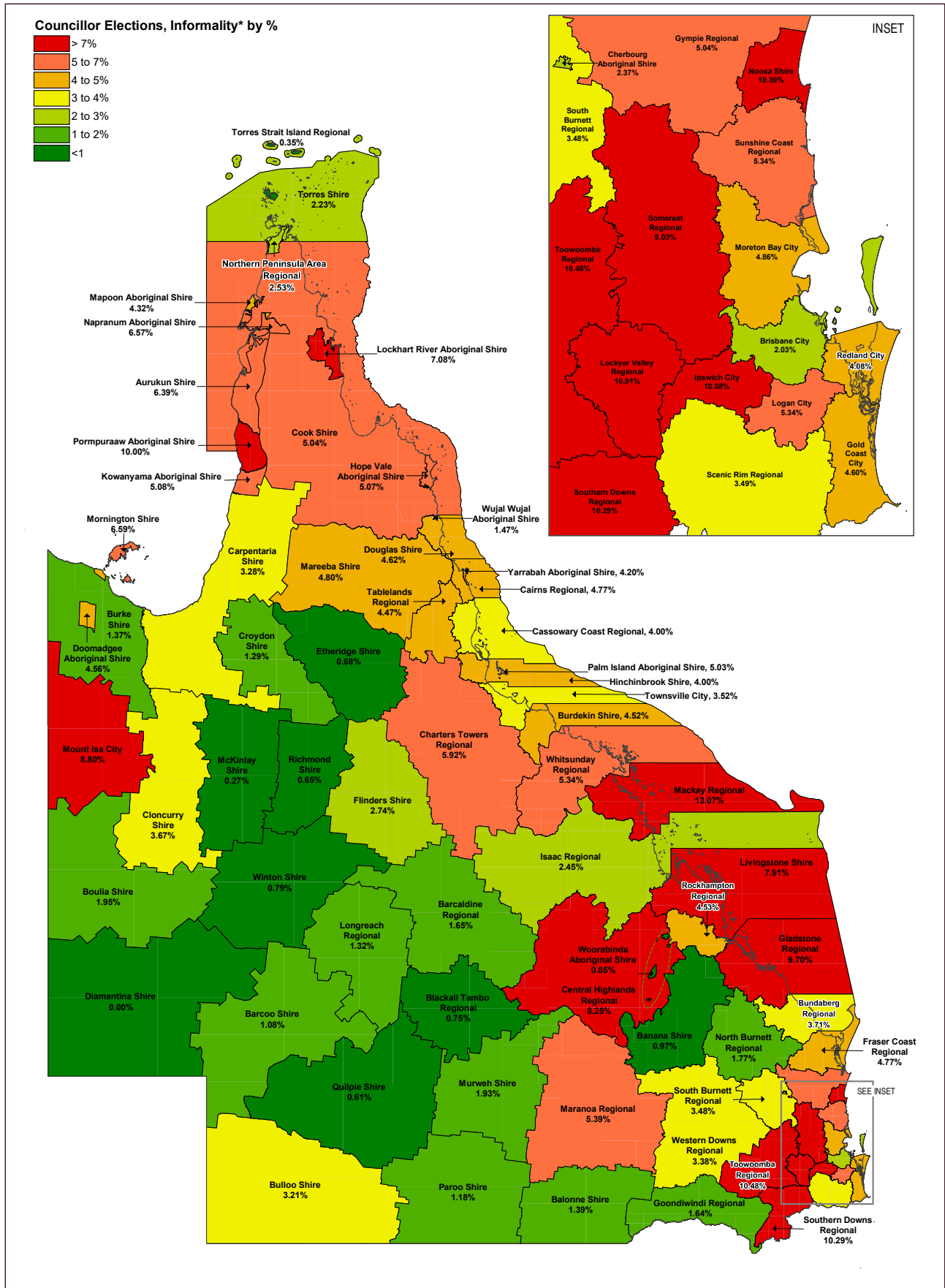
Appendix F – Informality maps

Mayoral informality



Appendix F – Informality maps

Councillor informality



Appendix G – Local government election summaries

Aurukun Shire Council.....	59
Balonne Shire Council.....	60
Banana Shire Council.....	61
Barcaldine Regional Council.....	62
Barcoo Shire Council.....	63
Blackall-Tambo Regional Council.....	64
Boulia Shire Council.....	65
Brisbane City Council.....	66
Brisbane City Council.....	67
Bulloo Shire Council.....	68
Bundaberg Regional Council.....	69
Burdekin Shire Council.....	70
Burke Shire Council.....	71
Cairns Regional Council.....	72
Carpentaria Shire Council.....	73
Cassowary Coast Regional Council.....	74
Central Highlands Regional Council.....	75
Charters Towers Regional Council.....	76
Cherbourg Aboriginal Shire Council.....	77
Cloncurry Shire Council.....	78
Cook Shire Council.....	79
Croydon Shire Council.....	80
Diamantina Shire Council.....	81
Doomadgee Aboriginal Shire Council.....	82
Douglas Shire Council.....	83
Etheridge Shire Council.....	84
Flinders Shire Council.....	85
Fraser Coast Regional Council.....	86

Gladstone Regional Council	87
Gold Coast City Council.....	88
Goondiwindi Regional Council	89
Gympie Regional Council.....	90
Hinchinbrook Shire Council	91
Hope Vale Aboriginal Shire Council.....	92
Ipswich City Council.....	93
Isaac Regional Council.....	94
Kowanyama Aboriginal Shire Council	95
Livingstone Shire Council	96
Lockhart River Aboriginal Shire Council	97
Lockyer Valley Regional Council	98
Logan City Council.....	99
Longreach Regional Council	100
Mackay Regional Council	101
Mapoon Aboriginal Shire Council.....	102
Maranoa Regional Council.....	103
Mareeba Shire Council.....	104
McKinlay Shire Council.....	105
Moreton Bay City Council	106
Mornington Shire Council.....	107
Mount Isa City Council.....	108
Murweh Shire Council.....	109
Napranum Aboriginal Shire Council	110
Noosa Shire Council	111
North Burnett Regional Council.....	112
Northern Peninsula Area Regional Council.....	113
Palm Island Aboriginal Shire Council	114

Paroo Shire Council.....	115
Pormpuraaw Aboriginal Shire Council	116
Quilpie Shire Council.....	117
Redland City Council.....	118
Richmond Shire Council.....	119
Rockhampton Regional Council.....	120
Scenic Rim Regional Council.....	121
Somerset Regional Council	122
South Burnett Regional Council.....	123
Southern Downs Regional Council	124
Sunshine Coast Regional Council.....	125
Tablelands Regional Council	126
Toowoomba Regional Council.....	127
Torres Shire Council.....	128
Torres Strait Island Regional Council.....	129
Townsville City Council	130
Western Downs Regional Council	131
Whitsunday Regional Council	132
Winton Shire Council.....	133
Woorabinda Aboriginal Shire Council.....	134
Wujal Wujal Aboriginal Shire Council.....	135
Yarrabah Aboriginal Shire Council	136

Aurukun Shire Council

Council overview

Council type:	Undivided
Election type:	Attendance ballot
Total divisions:	-

Total turnout (%)

2024
60.28%

2020
67.04%

Mayoral participation

Total candidates:	3
Voting system:	OPV
Total ballots:	563
Formal ballots:	558
Informal ballots:	5

Informality (%)

2024
Mayoral 0.89% Councillor 6.39%

2020
Mayoral 0.74% Councillor 12.92%

Councillor participation

Total candidates:	6
Voting system:	FPTP
Total ballots:	563
Formal ballots:	527
Informal ballots:	36

Enrolment

Total:	934
<i>Female:</i>	474
<i>Male:</i>	460
<i>Unspecified:</i>	0

Elected candidates

BANDICOOTCHA, Barbara Sue	Mayor
KOOMEETA, Craig Allan	Councillor
MARROTT, Jayden Isaac	Councillor
YUNKAPORTA, Eloise Susie Gladys N	Councillor
YUNKAPORTA, Leona Nanette	Councillor

Balonne Shire Council

Council overview

Council type:	Undivided
Election type:	Full postal ballot
Total divisions:	-

Total turnout (%)

2024
73.52%

2020
80.70%

Mayoral participation

Total candidates:	1
Voting system:	OPV
Total ballots:	-
Formal ballots:	-
Informal ballots:	-

Informality (%)

2024
Mayoral - * Councillor 1.39%

2020
Mayoral 0.72% Councillor 1.93%

Councillor participation

Total candidates:	9
Voting system:	FPTP
Total ballots:	2,299
Formal ballots:	2,267
Informal ballots:	32

Enrolment

Total:	3,127
Female:	1,527
Male:	1,600
Unspecified:	0

Elected candidates

O'TOOLE, Samantha Cathleen*	Mayor
CHRISTENSEN, Michaela Therese	Councillor
DRIES, Andrew John	Councillor
FUHRMEISTER, Robyn Gail	Councillor
SCRIVEN, Scott Sam	Councillor
SOUTHERN, Jason Peter	Councillor
WINKS, William Nigel	Councillor

*Uncontested

Banana Shire Council

Council overview

Council type:	Divided
Election type:	Full postal ballot
Total divisions:	6

Total turnout (%)

2024
76.24%

2020
70.84%

Mayoral participation

Total candidates:	1
Voting system:	OPV
Total ballots:	-
Formal ballots:	-
Informal ballots:	-

Informality (%)

2024
Mayoral - * Councillor 0.97%

2020
Mayoral - * Councillor 1.31%

Councillor participation

Total candidates:	10
Voting system:	OPV
Total ballots:	3,925
Formal ballots:	3,887
Informal ballots:	38

Enrolment

Total:	9,672
Female:	4,781
Male:	4,886
Unspecified:	5

Elected candidates

FERRIER, Neville George*

BURLING, Adam Cecil

JENSEN, Ashley Victor

CASEY, Phillip John*

BAILEY, Kerrith Elizabeth*

LEO, Brooke*

BOYCE, Terri Susan

Mayor

Councillor Division 1

Councillor Division 2

Councillor Division 3

Councillor Division 4

Councillor Division 5

Councillor Division 6

*Uncontested

Barcaldine Regional Council

Barcaldine Regional Council

Council overview

Council type:	Undivided
Election type:	Full postal ballot
Total divisions:	-

Total turnout (%)

2024
80.50%
2020
85.39%

Mayoral participation

Total candidates:	3
Voting system:	OPV
Total ballots:	1,742
Formal ballots:	1,730
Informal ballots:	12

Informality (%)

2024
Mayoral 0.69% Councillor 1.65%
2020
Mayoral 0.74% Councillor 2.17%

Councillor participation

Total candidates:	15
Voting system:	FPTP
Total ballots:	1,700
Formal ballots:	1,672
Informal ballots:	28

Enrolment

Total:	2,164
<i>Female:</i>	1,084
<i>Male:</i>	1,080
<i>Unspecified:</i>	0

Elected candidates

CHANDLER, Robert Macpherson

BOWEN, Vanessa Louise

GLEESON, Thomas Joel

O'BRIEN, Robert James

PENNA, Linda Louise

ROGERS, Milynda Kaylene

WILLIAMS, Kim Barry

Mayor

Councillor

Councillor

Councillor

Councillor

Councillor

Councillor

Barcoo Shire Council

Council overview

Council type:	Undivided
Election type:	Full postal ballot
Total divisions:	-

Total turnout (%)

2024
74.89%

2020
82.78%

Mayoral participation

Total candidates:	2
Voting system:	OPV
Total ballots:	173
Formal ballots:	171
Informal ballots:	2

Informality (%)

2024
Mayoral 1.16% Councillor 1.08%

2020
Mayoral 1.16% Councillor 0.59%

Councillor participation

Total candidates:	9
Voting system:	FPTP
Total ballots:	185
Formal ballots:	183
Informal ballots:	2

Enrolment

Total:	231
<i>Female:</i>	108
<i>Male:</i>	122
<i>Unspecified:</i>	1

Elected candidates

O'NEIL, Sally Elizabeth
BATT, Roger Ian
JACKSON, Anthony John
KIDD, James William
MILLER, Andrew John

Mayor
Councillor
Councillor
Councillor
Councillor

Blackall-Tambo Regional Council

Blackall-Tambo Regional Council

Council overview

Council type:	Undivided
Election type:	Full postal ballot
Total divisions:	-

Total turnout (%)

2024
81.67%
2020
86.62%

Mayoral participation

Total candidates:	2
Voting system:	OPV
Total ballots:	1,212
Formal ballots:	1,203
Informal ballots:	9

Informality (%)

2024
Mayoral 0.74% Councillor 0.75%
2020
Mayoral 0.57% Councillor 1.64%

Councillor participation

Total candidates:	11
Voting system:	FPTP
Total ballots:	1,200
Formal ballots:	1,191
Informal ballots:	9

Enrolment

Total:	1,484
<i>Female:</i>	752
<i>Male:</i>	731
<i>Unspecified:</i>	1

Elected candidates

MARTIN, Andrew Linedale
HARDIE, David Anning
JOHNSTONE, Boyd Patrick
RASMUSSEN, Alina Ann
SCHLUTER, Grahame Karl
SCOBIE, Jane Harrison
SKEWES, Peter William

Mayor
Councillor
Councillor
Councillor
Councillor
Councillor
Councillor

Boulia Shire Council

Council overview

Council type:	Undivided
Election type:	Attendance ballot
Total divisions:	-

Total turnout (%)

2024
63.37%

2020
63.20%

Mayoral participation

Total candidates:	1
Voting system:	OPV
Total ballots:	-
Formal ballots:	-
Informal ballots:	-

Informality (%)

2024
Mayoral - * Councillor 1.95%

2020
Mayoral - * Councillor 0.63%

Councillor participation

Total candidates:	5
Voting system:	FPTP
Total ballots:	154
Formal ballots:	151
Informal ballots:	3

Enrolment

Total:	243
Female:	127
Male:	116
Unspecified:	0

Elected candidates

BRITTON, Eric Charles*	Mayor
BEAUCHAMP, George Samuel	Councillor
NEILSON, Jack Owen	Councillor
NORTON, Jan Maree	Councillor
WOODHOUSE, Julie Ann	Councillor

*Uncontested

Brisbane City Council			
<p>Council overview</p> <p>Council type: Divided</p> <p>Election type: Attendance ballot</p> <p>Total wards: 26</p>	<p>Total turnout (%)</p> <p>2024 85.31%</p> <p>2020 79.87%</p>		
<p>Mayoral participation</p> <p>Total candidates: 6</p> <p>Voting system: OPV</p> <p>Total ballots: 721,298</p> <p>Formal ballots: 706,642</p> <p>Informal ballots: 14,656</p>	<p>Informality (%)</p> <p>2024 Mayoral 2.03% Councillor 2.03%</p> <p>2020 Mayoral 2.61% Councillor 2.46%</p>		
<p>Councillor participation</p> <p>Total candidates: 82</p> <p>Voting system: OPV</p> <p>Total ballots: 716,831</p> <p>Formal ballots: 702,302</p> <p>Informal ballots: 14,529</p>	<p>Enrolment</p> <p>Total: 845,501</p> <p>Female: 431,513</p> <p>Male: 412,903</p> <p>Unspecified: 1,085</p>		
<p>Elected candidates</p> <table border="0"> <tr> <td> <p>SCHRINNER, Adrian Jurgen</p> <p>LANDERS, Sandra Jane Marie</p> <p>KIM, Emily Ji-Youn</p> <p>HOWARD, Vicki Jean</p> <p>MURPHY, Ryan Mackenzie</p> <p>CUNNINGHAM, Fiona Joy</p> <p>CASSIDY, Jared Ryan</p> <p>ATWOOD, Lisa Maree</p> <p>WINES, Andrew Robert</p> <p>STRUNK, Charles Dean</p> <p>DIXON, Julia Elizabeth</p> <p>ADAMS, Krista Mary</p> <p>HUTTON, Sarah Mary</p> <p>DAVIS, Tracy Ellen</p> <p>HUANG, Wen-Yi Steven</p> <p>PARRY, Danita Renai</p> </td> <td> <p>Mayor</p> <p>Councillor Bracken Ridge</p> <p>Councillor Calamvale</p> <p>Councillor Central</p> <p>Councillor Chandler</p> <p>Councillor Coorparoo</p> <p>Councillor Deagon</p> <p>Councillor Doboy</p> <p>Councillor Enoggera</p> <p>Councillor Forest Lake</p> <p>Councillor Hamilton</p> <p>Councillor Holland Park</p> <p>Councillor Jamboree</p> <p>Councillor McDowall</p> <p>Councillor MacGregor</p> <p>Councillor Marchant</p> </td> </tr> </table>		<p>SCHRINNER, Adrian Jurgen</p> <p>LANDERS, Sandra Jane Marie</p> <p>KIM, Emily Ji-Youn</p> <p>HOWARD, Vicki Jean</p> <p>MURPHY, Ryan Mackenzie</p> <p>CUNNINGHAM, Fiona Joy</p> <p>CASSIDY, Jared Ryan</p> <p>ATWOOD, Lisa Maree</p> <p>WINES, Andrew Robert</p> <p>STRUNK, Charles Dean</p> <p>DIXON, Julia Elizabeth</p> <p>ADAMS, Krista Mary</p> <p>HUTTON, Sarah Mary</p> <p>DAVIS, Tracy Ellen</p> <p>HUANG, Wen-Yi Steven</p> <p>PARRY, Danita Renai</p>	<p>Mayor</p> <p>Councillor Bracken Ridge</p> <p>Councillor Calamvale</p> <p>Councillor Central</p> <p>Councillor Chandler</p> <p>Councillor Coorparoo</p> <p>Councillor Deagon</p> <p>Councillor Doboy</p> <p>Councillor Enoggera</p> <p>Councillor Forest Lake</p> <p>Councillor Hamilton</p> <p>Councillor Holland Park</p> <p>Councillor Jamboree</p> <p>Councillor McDowall</p> <p>Councillor MacGregor</p> <p>Councillor Marchant</p>
<p>SCHRINNER, Adrian Jurgen</p> <p>LANDERS, Sandra Jane Marie</p> <p>KIM, Emily Ji-Youn</p> <p>HOWARD, Vicki Jean</p> <p>MURPHY, Ryan Mackenzie</p> <p>CUNNINGHAM, Fiona Joy</p> <p>CASSIDY, Jared Ryan</p> <p>ATWOOD, Lisa Maree</p> <p>WINES, Andrew Robert</p> <p>STRUNK, Charles Dean</p> <p>DIXON, Julia Elizabeth</p> <p>ADAMS, Krista Mary</p> <p>HUTTON, Sarah Mary</p> <p>DAVIS, Tracy Ellen</p> <p>HUANG, Wen-Yi Steven</p> <p>PARRY, Danita Renai</p>	<p>Mayor</p> <p>Councillor Bracken Ridge</p> <p>Councillor Calamvale</p> <p>Councillor Central</p> <p>Councillor Chandler</p> <p>Councillor Coorparoo</p> <p>Councillor Deagon</p> <p>Councillor Doboy</p> <p>Councillor Enoggera</p> <p>Councillor Forest Lake</p> <p>Councillor Hamilton</p> <p>Councillor Holland Park</p> <p>Councillor Jamboree</p> <p>Councillor McDowall</p> <p>Councillor MacGregor</p> <p>Councillor Marchant</p>		

Brisbane City Council

Elected candidates

GRIFFITHS, Stephen	Councillor	Moorooka
COLLIER, Lucy Noreen Heather	Councillor	Morningside
ALLAN, Adam Lindley	Councillor	Northgate
CHONG WAH, Cecilia Anne	Councillor	Paddington
ADERMANN, Gregory Charles	Councillor	Pullenvale
MARX, Kim Sharee	Councillor	Runcorn
JOHNSTON, Nicole Amanda	Councillor	Tennyson
MASSEY, Trina Marie	Councillor	The Gabba
TOOMEY, Steven Michael	Councillor	The Gap
WOLFF, Penny Joanna	Councillor	Walter Taylor
GIVNEY, Alexandra Margaret Irvin	Councillor	Wynnum-Manly

Bulloo Shire Council

Council overview

Council type:	Undivided
Election type:	Full postal ballot
Total divisions:	-

Total turnout (%)

2024
84.23%

2020
88.06%

Mayoral participation

Total candidates:	4
Voting system:	OPV
Total ballots:	187
Formal ballots:	185
Informal ballots:	2

Informality (%)

2024
Mayoral 1.07% Councillor 3.21%

2020
Mayoral 0.56% Councillor 3.41%

Councillor participation

Total candidates:	9
Voting system:	FPTP
Total ballots:	187
Formal ballots:	181
Informal ballots:	6

Enrolment

Total:	222
Female:	103
Male:	119
Unspecified:	0

Elected candidates

FERGUSON, John Charles Sidney	Mayor
DARE, Glyn Daniel	Councillor
FERGUSON, Russell James	Councillor
MORTON, Stewart Douglas	Councillor
PARKER, Maurice James	Councillor

Bundaberg Regional Council

Bundaberg Regional Council

Council overview

Council type:	Divided
Election type:	Attendance ballot
Total divisions:	10

Total turnout (%)

2024
85.97%

2020
81.47%

Mayoral participation

Total candidates:	3
Voting system:	OPV
Total ballots:	66,820
Formal ballots:	64,813
Informal ballots:	2,007

Informality (%)

2024
Mayoral 3.00% Councillor 3.71%

2020
Mayoral 2.79% Councillor 3.86%

Councillor participation

Total candidates:	23
Voting system:	OPV
Total ballots:	66,595
Formal ballots:	64,121
Informal ballots:	2,474

Enrolment

Total:	77,727
Female:	39,910
Male:	37,784
Unspecified:	33

Elected candidates

BLACKBURN, Helen Lenore

BARTELS, Jason Phillip

TREVOR, William Robert

KESLAKE, Deborah

MCPHEE, Tracey Maree

STATHAM-BLAIR, Larine Cara

MCENEANY, Carmen Elizabeth

KIRK, Gary William

COOPER, Stephen Ashley

MITCHELL, May Britt Elenora

LEARMONTH, John Douglas

Mayor

Councillor Division 1

Councillor Division 2

Councillor Division 3

Councillor Division 4

Councillor Division 5

Councillor Division 6

Councillor Division 7

Councillor Division 8

Councillor Division 9

Councillor Division 10

Burdekin Shire Council

Council overview

Council type:	Undivided
Election type:	Attendance ballot
Total divisions:	-

Total turnout (%)

2024
87.30%
2020
84.63%

Mayoral participation

Total candidates:	2
Voting system:	OPV
Total ballots:	10,692
Formal ballots:	10,486
Informal ballots:	206

Informality (%)

2024
Mayoral 1.93% Councillor 4.52%
2020
Mayoral 1.62% Councillor 3.74%

Councillor participation

Total candidates:	13
Voting system:	FPTP
Total ballots:	10,680
Formal ballots:	10,197
Informal ballots:	483

Enrolment

Total:	12,248
<i>Female:</i>	6,072
<i>Male:</i>	6,168
<i>Unspecified:</i>	8

Elected candidates

DALLE CORT, Pierina Maria
DETENON, Michael James
FURNELL, John Allen Gregory
HALL, Amanda Jane
MUSUMECCI, Max
OAR, Callan Francis
VASTA, Delfine

Mayor
Councillor
Councillor
Councillor
Councillor
Councillor
Councillor

Burke Shire Council

Council overview

Council type:	Undivided
Election type:	Attendance ballot
Total divisions:	-

Total turnout (%)

2024
73.37%
2020
71.74%

Mayoral participation

Total candidates:	1
Voting system:	OPV
Total ballots:	-
Formal ballots:	-
Informal ballots:	-

Informality (%)

2024
Mayoral - * Councillor 1.37%
2020
Mayoral - * Councillor 0.00%

Councillor participation

Total candidates:	10
Voting system:	FPTP
Total ballots:	146
Formal ballots:	144
Informal ballots:	2

Enrolment

Total:	199
Female:	90
Male:	109
Unspecified:	0

Elected candidates

CAMP, Ernest J*

CLARKE, John Leonard
MURRAY, Clinton James
POOLE, Paul Leonard
YANNER, John

Mayor

Councillor
Councillor
Councillor
Councillor

**Uncontested*

Cairns Regional Council

Council overview

Council type:	Divided
Election type:	Attendance ballot
Total divisions:	9

Total turnout (%)

2024	75.39%
2020	70.56%

Mayoral participation

Total candidates:	7
Voting system:	OPV
Total ballots:	88,650
Formal ballots:	83,986
Informal ballots:	4,664

Informality (%)

2024	Mayoral 5.26% Councillor 4.77%
2020	Mayoral 4.62% Councillor 5.11%

Councillor participation

Total candidates:	33
Voting system:	OPV
Total ballots:	77,357
Formal ballots:	73,665
Informal ballots:	3,692

Enrolment

Total:	117,585
Female:	59,361
Male:	58,151
Unspecified:	73

Elected candidates

EDEN, Amy Maree	Mayor	
MOLLER, William Brett*	Councillor	Division 1
TICKNER, Matthew John	Councillor	Division 2
ZEIGER, Catherine Angelique	Councillor	Division 3
TIM, Trevor Raymond	Councillor	Division 4
PYNE, Robert John	Councillor	Division 5
VALLELY, Kristy Jade	Councillor	Division 6
MIDDLETON, Anna Louise	Councillor	Division 7
COGHLAN, Rhonda Joy	Councillor	Division 8
OLDS, Brett Travis	Councillor	Division 9

*Uncontested

Carpentaria Shire Council

Council overview

Council type:	Undivided
Election type:	Attendance ballot
Total divisions:	-

Total turnout (%)

2024
68.84%

2020
72.85%

Mayoral participation

Total candidates:	2
Voting system:	OPV
Total ballots:	855
Formal ballots:	842
Informal ballots:	13

Informality (%)

2024
Mayoral 1.52% Councillor 3.28%

2020
Mayoral 0.40% Councillor 4.03%

Councillor participation

Total candidates:	17
Voting system:	FPTP
Total ballots:	853
Formal ballots:	825
Informal ballots:	28

Enrolment

Total:	1,242
<i>Female:</i>	617
<i>Male:</i>	622
<i>Unspecified:</i>	3

Elected candidates

BAWDEN, Lyall Vincent
HAWKINS, Bradley James
HENRY, Leslie James
MURPHY, Andrew Michael
O'BRIEN, Johnty Edward
SCHAFER, Cherie Patricia
SMERDON, Glenn William

Mayor
Councillor
Councillor
Councillor
Councillor
Councillor
Councillor

Cassowary Coast Regional Council

Cassowary Coast Regional Council

Council overview

Council type:	Divided
Election type:	Attendance ballot
Total divisions:	6

Total turnout (%)

2024
78.43%

2020
78.03%

Mayoral participation

Total candidates:	2
Voting system:	OPV
Total ballots:	16,944
Formal ballots:	16,325
Informal ballots:	619

Informality (%)

2024
Mayoral 3.65% Councillor 4.00%

2020
Mayoral 2.74% Councillor 3.36%

Councillor participation

Total candidates:	10
Voting system:	OPV
Total ballots:	8,785
Formal ballots:	8,434
Informal ballots:	351

Enrolment

Total:	21,603
Female:	10,623
Male:	10,966
Unspecified:	14

Elected candidates

MILLWOOD, Teresa Ester

REED, Peter John

JESSOP, Ellen Gwen

TSCHUI, Trudy Barbara

PERVAN, Nicholas Ivan*

BAINES, Jeffery Steven*

MCLEOD, Renee Jean*

Mayor

Councillor Division 1

Councillor Division 2

Councillor Division 3

Councillor Division 4

Councillor Division 5

Councillor Division 6

*Uncontested

Central Highlands Regional Council

Central Highlands Regional Council

Council overview

Council type:	Undivided
Election type:	Attendance ballot
Total divisions:	-

Total turnout (%)

2024
74.22%
2020
69.91%

Mayoral participation

Total candidates:	2
Voting system:	OPV
Total ballots:	13,415
Formal ballots:	12,968
Informal ballots:	447

Informality (%)

2024
Mayoral 3.33% Councillor 8.25%
2020
Mayoral - * Councillor 7.34%

Councillor participation

Total candidates:	13
Voting system:	FPTP
Total ballots:	13,393
Formal ballots:	12,288
Informal ballots:	1,105

Enrolment

Total:	18,074
Female:	8,620
Male:	9,441
Unspecified:	13

Elected candidates

MORIARTY, Janice Margaret

BURNS, Joseph James

CRUWYS, Rachael Ann

DONALDSON, Robert Peter

HINDMARSH, Craig Norman

NEWMAN, Karen Maree

SYIPHER, Gai Patricia

WHITEMAN, Christopher John

WILKINS, Gillian Mary

Mayor

Councillor

Councillor

Councillor

Councillor

Councillor

Councillor

Councillor

Councillor

**Uncontested*

Charters Towers Regional Council

Charters Towers Regional Council

Council overview

Council type:	Undivided
Election type:	Attendance ballot
Total divisions:	-

Total turnout (%)

2024
80.29%
2020
79.81%

Mayoral participation

Total candidates:	3
Voting system:	OPV
Total ballots:	6,554
Formal ballots:	6,378
Informal ballots:	176

Informality (%)

2024
Mayoral 2.69% Councillor 5.92%
2020
Mayoral 2.76% Councillor 5.45%

Councillor participation

Total candidates:	17
Voting system:	FPTP
Total ballots:	6,540
Formal ballots:	6,153
Informal ballots:	387

Enrolment

Total:	8,163
<i>Female:</i>	4,154
<i>Male:</i>	4,001
<i>Unspecified:</i>	8

Elected candidates

SCHMIDT, Elizabeth Ruth
BARR, Alan Patrick
FARMER, Kim Stanley
HASTIE, Kathleen Frances
LOHMANN, Graham John
MATHEWS, Julianne Dawn
PLANT, Steven David

Mayor
Councillor
Councillor
Councillor
Councillor
Councillor
Councillor

Cherbourg Aboriginal Shire Council

Cherbourg Aboriginal Shire Council

Council overview

Council type:	Undivided
Election type:	Attendance ballot
Total divisions:	-

Total turnout (%)

2024
50.00%
2020
77.18%

Mayoral participation

Total candidates:	3
Voting system:	OPV
Total ballots:	379
Formal ballots:	378
Informal ballots:	1

Informality (%)

2024
Mayoral 0.26% Councillor 2.37%
2020
Mayoral 0.27% Councillor 3.23%

Councillor participation

Total candidates:	12
Voting system:	FPTP
Total ballots:	379
Formal ballots:	370
Informal ballots:	9

Enrolment

Total:	758
<i>Female:</i>	413
<i>Male:</i>	345
<i>Unspecified:</i>	0

Elected candidates

SIMPSON, Bruce Michael
FISHER, Carla
LANGTON, Thomas Patrick
WEAZEL, Daniel Mathew
WRAGGE, Gordon Nathaniel

Mayor
Councillor
Councillor
Councillor
Councillor

Cloncurry Shire Council

Council overview

Council type:	Undivided
Election type:	Attendance ballot
Total divisions:	-

Total turnout (%)

2024
63.93%

2020
73.12%

Mayoral participation

Total candidates:	2
Voting system:	OPV
Total ballots:	1,230
Formal ballots:	1,217
Informal ballots:	13

Informality (%)

2024
Mayoral 1.06% Councillor 3.67%

2020
Mayoral - * Councillor 2.13%

Councillor participation

Total candidates:	11
Voting system:	FPTP
Total ballots:	1,225
Formal ballots:	1,180
Informal ballots:	45

Enrolment

Total:	1,924
Female:	923
Male:	1,000
Unspecified:	1

Elected candidates

CAMPBELL, Gregory Vincent	Mayor
CAMPBELL, Vicky Maree	Councillor
DANIELS, Samuel Donald James	Councillor
KEYES, Nathan James	Councillor
MCMILLAN, Jane Ann	Councillor
MULLER, George Lindsay	Councillor

*Uncontested

Cook Shire Council

Council overview

Council type:	Undivided
Election type:	Attendance ballot
Total divisions:	-

Total turnout (%)

2024
64.83%

2020
66.60%

Mayoral participation

Total candidates:	3
Voting system:	OPV
Total ballots:	1,897
Formal ballots:	1,854
Informal ballots:	43

Informality (%)

2024
Mayoral 2.27% Councillor 5.04%

2020
Mayoral 1.95% Councillor 4.29%

Councillor participation

Total candidates:	19
Voting system:	FPTP
Total ballots:	1,885
Formal ballots:	1,790
Informal ballots:	95

Enrolment

Total:	2,926
<i>Female:</i>	1,379
<i>Male:</i>	1,547
<i>Unspecified:</i>	0

Elected candidates

HOLMES, Robyn Elizabeth
COVENTRY, Justin Mark
DEAR, Gavin Michael
LOGAN, Ross Whitmore
MARTIN, Sarah
MORRIS, Marilyn Joyce
PARKER, Melinda Jade

Mayor
Councillor
Councillor
Councillor
Councillor
Councillor
Councillor

Croydon Shire Council

Council overview

Council type:	Undivided
Election type:	Attendance ballot
Total divisions:	-

Total turnout (%)

2024
82.45%

2020
79.04%

Mayoral participation

Total candidates:	2
Voting system:	OPV
Total ballots:	155
Formal ballots:	154
Informal ballots:	1

Informality (%)

2024
Mayoral 0.65% Councillor 1.29%

2020
Mayoral 1.52% Councillor 1.52%

Councillor participation

Total candidates:	7
Voting system:	FPTP
Total ballots:	155
Formal ballots:	153
Informal ballots:	2

Enrolment

Total:	188
<i>Female:</i>	91
<i>Male:</i>	97
<i>Unspecified:</i>	0

Elected candidates

PICKERING, Trevor Joseph
BING CHEW, Wayne
EVANS, Jonathan
PICKERING, Amanda Lesley
PICKERING, Leslie Herbert

Mayor
Councillor
Councillor
Councillor
Councillor

Diamantina Shire Council

Diamantina Shire Council

Council overview

Council type:	Undivided
Election type:	Full postal ballot
Total divisions:	-

Total turnout (%)

2024
71.25%

2020
69.70%

Mayoral participation

Total candidates:	1
Voting system:	OPV
Total ballots:	-
Formal ballots:	-
Informal ballots:	-

Informality (%)

2024
Mayoral - * Councillor 0.00%

2020
Mayoral 0.00% Councillor 0.00%

Councillor participation

Total candidates:	8
Voting system:	FPTP
Total ballots:	114
Formal ballots:	114
Informal ballots:	0

Enrolment

Total:	160
Female:	70
Male:	90
Unspecified:	0

Elected candidates

MURRAY, Francis John*	Mayor
CLARKE, Damian Robert	Councillor
DARE, Robert Martin	Councillor
MORTON, Kerry Matthew	Councillor
WATSON, Damien Bernard Joseph	Councillor

*Uncontested

Doomadgee Aboriginal Shire Council

Doomadgee Aboriginal Shire Council

Council overview

Council type:	Undivided
Election type:	Attendance ballot
Total divisions:	-

Total turnout (%)

2024
60.22%
2020
75.31%

Mayoral participation

Total candidates:	8
Voting system:	OPV
Total ballots:	445
Formal ballots:	439
Informal ballots:	6

Informality (%)

2024
Mayoral 1.35% Councillor 4.56%
2020
Mayoral 0.20% Councillor 3.26%

Councillor participation

Total candidates:	13
Voting system:	FPTP
Total ballots:	439
Formal ballots:	419
Informal ballots:	20

Enrolment

Total:	739
<i>Female:</i>	381
<i>Male:</i>	358
<i>Unspecified:</i>	0

Elected candidates

O'KEEFE, Fredrick
CAIRNS, Elaine Yvonne
FOSTER, Denley Stewart
LOGAN, Carlene Kaye
NED, Vernon

Mayor
Councillor
Councillor
Councillor
Councillor

Douglas Shire Council

Council overview

Council type:	Undivided
Election type:	Attendance ballot
Total divisions:	-

Total turnout (%)

2024
77.90%

2020
75.63%

Mayoral participation

Total candidates:	3
Voting system:	OPV
Total ballots:	7,282
Formal ballots:	7,083
Informal ballots:	199

Informality (%)

2024
Mayoral 2.73% Councillor 4.62%

2020
Mayoral 1.88% Councillor 3.97%

Councillor participation

Total candidates:	12
Voting system:	FPTP
Total ballots:	7,287
Formal ballots:	6,950
Informal ballots:	337

Enrolment

Total:	9,348
<i>Female:</i>	4,454
<i>Male:</i>	4,890
<i>Unspecified:</i>	4

Elected candidates

SCOMAZZON, Lisa Jayne
MEADOWS, Damian Gerard
NOLI, Abigail Fenella
REES, Michael
ZAMMATARO, Roy Charles

Mayor
Councillor
Councillor
Councillor
Councillor

Etheridge Shire Council

Council overview

Council type: Undivided
Election type: Full postal ballot
Total divisions: -

Total turnout (%)

2024
 82.02%
2020
 86.38%

Mayoral participation

Total candidates: 1
Voting system: OPV
Total ballots: -
Formal ballots: -
Informal ballots: -

Informality (%)

2024
 Mayoral - * Councillor 0.68%
2020
 Mayoral 0.41% Councillor 0.63%

Councillor participation

Total candidates: 11
Voting system: FPTP
Total ballots: 438
Formal ballots: 435
Informal ballots: 3

Enrolment

Total: 534
Female: 241
Male: 292
Unspecified: 1

Elected candidates

HUGHES, Barry Gilbert*	Mayor
CARROLL, Ian John	Councillor
ROYES, Laurell Joy	Councillor
RYAN, Seven James Nicole	Councillor
TINCKNELL, Ian William	Councillor

**Uncontested*

Flinders Shire Council

Council overview

Council type:	Undivided
Election type:	Attendance ballot
Total divisions:	-

Total turnout (%)

2024
79.20%
2020
80.14%

Mayoral participation

Total candidates:	2
Voting system:	OPV
Total ballots:	952
Formal ballots:	948
Informal ballots:	4

Informality (%)

2024
Mayoral 0.42% Councillor 2.74%
2020
Mayoral 0.65% Councillor 2.84%

Councillor participation

Total candidates:	13
Voting system:	FPTP
Total ballots:	950
Formal ballots:	924
Informal ballots:	26

Enrolment

Total:	1,202
<i>Female:</i>	604
<i>Male:</i>	597
<i>Unspecified:</i>	1

Elected candidates

PEDDLE, Kate Mable
CARTER, Kelly Anne
FLUTE, Nicole Grace
FORNASIER, Peter John
MCCARTHY, Shane Thomas
MIDDLETON, Kim Ian
WELLS, Kerry Lee

Mayor
Councillor
Councillor
Councillor
Councillor
Councillor
Councillor

Fraser Coast Regional Council

Council overview

Council type:	Divided
Election type:	Attendance ballot
Total divisions:	10

Total turnout (%)

2024
84.29%
2020
79.00%

Mayoral participation

Total candidates:	2
Voting system:	OPV
Total ballots:	75,486
Formal ballots:	72,238
Informal ballots:	3,248

Informality (%)

2024
Mayoral 4.30% Councillor 4.77%
2020
Mayoral 4.08% Councillor 4.59%

Councillor participation

Total candidates:	27
Voting system:	OPV
Total ballots:	67,747
Formal ballots:	64,516
Informal ballots:	3,231

Enrolment

Total:	89,552
Female:	46,212
Male:	43,289
Unspecified:	51

Elected candidates

SEYMOUR, George Nathan

BYRNE, Michelle Louise

TRUSCOTT, Philip Neil

TRUSCOTT, Paul Michael*

SANDERSON, Daniel Elliott

GOVERS, Michelle

COSGROVE, Lachlan James

WEILAND, John William

CHAPMAN, Denis Robert

FARAJ, Sara Diana

O'KEEFE, Zane Ashley

Mayor

Councillor Division 1

Councillor Division 2

Councillor Division 3

Councillor Division 4

Councillor Division 5

Councillor Division 6

Councillor Division 7

Councillor Division 8

Councillor Division 9

Councillor Division 10

*Uncontested

Gladstone Regional Council

Council overview

Council type:	Undivided
Election type:	Attendance ballot
Total divisions:	-

Total turnout (%)

2024
82.60%

2020
80.02%

Mayoral participation

Total candidates:	1
Voting system:	OPV
Total ballots:	-
Formal ballots:	-
Informal ballots:	-

Informality (%)

2024
Mayoral - * Councillor 9.70%

2020
Mayoral 3.54% Councillor 9.15%

Councillor participation

Total candidates:	15
Voting system:	FPTP
Total ballots:	38,946
Formal ballots:	35,169
Informal ballots:	3,777

Enrolment

Total:	47,149
Female:	23,105
Male:	24,015
Unspecified:	29

Elected candidates

BURNETT, Matthew James*

CHURCHILL, Glenn Gordon

DAVIS, Karen Valmai

GOODLUCK, Kahn

HOLZHEIMER, Mellissa Anne

MCCLINTOCK, Simon Douglas

MUSZKAT, Natalia

PATRICK, Leanne Jean

WAGNER, Michelle

Mayor

Councillor

Councillor

Councillor

Councillor

Councillor

Councillor

Councillor

Councillor

*Uncontested

Gold Coast City Council

Council overview

Council type:	Divided
Election type:	Attendance ballot
Total divisions:	14

Total turnout (%)

2024	79.94%
2020	74.12%

Mayoral participation

Total candidates:	9
Voting system:	OPV
Total ballots:	343,971
Formal ballots:	328,330
Informal ballots:	15,641

Informality (%)

2024	Mayoral 4.55%	Councillor 4.60%
2020	Mayoral 5.41%	Councillor 5.56%

Councillor participation

Total candidates:	37
Voting system:	OPV
Total ballots:	317,669
Formal ballots:	303,057
Informal ballots:	14,612

Enrolment

Total:	430,282
Female:	223,037
Male:	206,956
Unspecified:	289

Elected candidates

TATE, Tom Richard	Mayor	
HAMMEL, Mark William	Councillor	Division 1
FOWLER, Naomi	Councillor	Division 2
GATES, Donna	Councillor	Division 3
CURTIS, Shelley Anne*	Councillor	Division 4
YOUNG, Peter John	Councillor	Division 5
PATTERSON, Brooke Ainsley	Councillor	Division 6
WILKINSON, Joe Stephen	Councillor	Division 7
LA CASTRA, Robert	Councillor	Division 8
TOZER, Glenn Mark	Councillor	Division 9
TAYLOR, Darren Andrew	Councillor	Division 10
DORAN, Daniel John	Councillor	Division 11
MARSHALL, Nicholas James	Councillor	Division 12
MARTIN, Joshua James	Councillor	Division 13
O'NEILL, Gail Margaret	Councillor	Division 14

*Uncontested

Goondiwindi Regional Council

Goondiwindi Regional Council

Council overview

Council type:	Undivided
Election type:	Full postal ballot
Total divisions:	-

Total turnout (%)

2024
77.20%
2020
80.35%

Mayoral participation

Total candidates:	1
Voting system:	OPV
Total ballots:	-
Formal ballots:	-
Informal ballots:	-

Informality (%)

2024
Mayoral - * Councillor 1.64%
2020
Mayoral - * Councillor 1.82%

Councillor participation

Total candidates:	9
Voting system:	FPTP
Total ballots:	6,107
Formal ballots:	6,007
Informal ballots:	100

Enrolment

Total:	7,911
Female:	3,947
Male:	3,962
Unspecified:	2

Elected candidates

SPRINGBORG, Lawrence James*
KELLY, Susan Kate
MACKENZIE, Robert John
O'SHEA, Phillip Gerard
SKINNER, Kym Robyn
SPICER, Julia Anne
WATTS, Jason Neil

Mayor
Councillor
Councillor
Councillor
Councillor
Councillor
Councillor

*Uncontested

Gympie Regional Council

Council overview

Council type:	Divided
Election type:	Attendance ballot
Total divisions:	8

Total turnout (%)

2024
84.40%

2020
79.75%

Mayoral participation

Total candidates:	3
Voting system:	OPV
Total ballots:	35,926
Formal ballots:	34,384
Informal ballots:	1,542

Informality (%)

2024
Mayoral 4.29% Councillor 5.04%

2020
Mayoral 3.39% Councillor 4.01%

Councillor participation

Total candidates:	23
Voting system:	OPV
Total ballots:	35,889
Formal ballots:	34,080
Informal ballots:	1,809

Enrolment

Total:	42,565
Female:	21,607
Male:	20,935
Unspecified:	23

Elected candidates

HARTWIG, Glen Charles

MILNE, Jessica

JENSEN, Nadine Gaye

WARNES, Shane Arthur

CURRAN, Michael William

LAHN, Allona Arlene

MCEWAN, Warren Shane

POLLEY, Warren Arthur Leslie

MAUDSLEY, Gordon James

Mayor

Councillor Division 1

Councillor Division 2

Councillor Division 3

Councillor Division 4

Councillor Division 5

Councillor Division 6

Councillor Division 7

Councillor Division 8

Hinchinbrook Shire Council

Council overview

Council type:	Undivided
Election type:	Attendance ballot
Total divisions:	-

Total turnout (%)

2024
84.30%

2020
81.65%

Mayoral participation

Total candidates:	1
Voting system:	OPV
Total ballots:	-
Formal ballots:	-
Informal ballots:	-

Informality (%)

2024
Mayoral - * Councillor 4.00%

2020
Mayoral - * Councillor 3.63%

Councillor participation

Total candidates:	11
Voting system:	FPTP
Total ballots:	7,295
Formal ballots:	7,003
Informal ballots:	292

Enrolment

Total:	8,654
Female:	4,225
Male:	4,425
Unspecified:	4

Elected candidates

JAYO, Ramon*

BROWN, Mary Elizabeth
CARR, Andrew David
LYNCH, Patrick David
MARBELLI, Donna Maree
MILTON, Kathrine Selina
SPINA, Mark John

Mayor

Councillor
Councillor
Councillor
Councillor
Councillor
Councillor

*Uncontested

Hope Vale Aboriginal Shire Council

Hope Vale Aboriginal Shire Council

Council overview

Council type:	Undivided
Election type:	Attendance ballot
Total divisions:	-

Total turnout (%)

2024
60.96%
2020
70.48%

Mayoral participation

Total candidates:	9
Voting system:	OPV
Total ballots:	434
Formal ballots:	423
Informal ballots:	11

Informality (%)

2024
Mayoral 2.53% Councillor 5.07%
2020
Mayoral 1.21% Councillor 8.96%

Councillor participation

Total candidates:	20
Voting system:	FPTP
Total ballots:	434
Formal ballots:	412
Informal ballots:	22

Enrolment

Total:	712
<i>Female:</i>	344
<i>Male:</i>	368
<i>Unspecified:</i>	0

Elected candidates

GIBSON, Bruce Kevin	Mayor
BOUNGHI, Eva Loretta	Councillor
BOWEN, Barry Antonio	Councillor
GIBSON, Sha-Lane Wanda	Councillor
HART, Yalungin Rowan Joel	Councillor

Ipswich City Council

Council overview

Council type:	Divided
Election type:	Attendance ballot
Total divisions:	4

Total turnout (%)

2024
81.42%
2020
78.64%

Mayoral participation

Total candidates:	6
Voting system:	OPV
Total ballots:	126,812
Formal ballots:	119,949
Informal ballots:	6,863

Informality (%)

2024
Mayoral 5.41% Councillor 10.68%
2020
Mayoral 7.18% Councillor 11.27%

Councillor participation

Total candidates:	20
Voting system:	FPTP
Total ballots:	125,899
Formal ballots:	112,449
Informal ballots:	13,450

Enrolment

Total:	155,753
Female:	79,716
Male:	75,886
Unspecified:	151

Elected candidates

HARDING, Teresa Jane

AUGUSTINE, Pye

MADSEN, Jacob Gordon

JONIC, Nicole Kay

TULLY, Paul Gregory

ANTONIOLLI, Andrew Francis

DOYLE, Marnie Louise

CULLEN, David William

MADDEN, James Edward

Mayor

Councillor Division 1

Councillor Division 1

Councillor Division 2

Councillor Division 2

Councillor Division 3

Councillor Division 3

Councillor Division 4

Councillor Division 4

Isaac Regional Council

Council overview

Council type:	Divided
Election type:	Hybrid ballot
Total divisions:	8

Total turnout (%)

2024
69.79%

2020
72.16%

Mayoral participation

Total candidates:	1
Voting system:	OPV
Total ballots:	-
Formal ballots:	-
Informal ballots:	-

Informality (%)

2024
Mayoral - * Councillor 2.45%

2020
Mayoral - * Councillor 1.50%

Councillor participation

Total candidates:	12
Voting system:	OPV
Total ballots:	4,033
Formal ballots:	3,934
Informal ballots:	99

Enrolment

Total:	11,868
Female:	5,712
Male:	6,154
Unspecified:	2

Elected candidates

VEA VEA, Kelly Maree*

O'NEILL, Terence Godfrey
 RUSSELL, Verniece Alice
 WESTCOTT, Melissa Anne
 WEST, Simon Royce*
 EARL, Alaina Alexandra*
 PICKELS, Jane Mary
 ANDERSON, Rachel Mellissa*
 COLEMAN, Vivienne Susanne*

Mayor

Councillor Division 1
 Councillor Division 2
 Councillor Division 3
 Councillor Division 4
 Councillor Division 5
 Councillor Division 6
 Councillor Division 7
 Councillor Division 8

*Uncontested

Kowanyama Aboriginal Shire Council

Kowanyama Aboriginal Shire Council

Council overview

Council type:	Undivided
Election type:	Attendance ballot
Total divisions:	-

Total turnout (%)

2024
56.75%
2020
77.19%

Mayoral participation

Total candidates:	8
Voting system:	OPV
Total ballots:	433
Formal ballots:	426
Informal ballots:	7

Informality (%)

2024
Mayoral 1.62% Councillor 5.08%
2020
Mayoral 0.40% Councillor 2.23%

Councillor participation

Total candidates:	10
Voting system:	FPTP
Total ballots:	433
Formal ballots:	411
Informal ballots:	22

Enrolment

Total:	763
<i>Female:</i>	420
<i>Male:</i>	343
<i>Unspecified:</i>	0

Elected candidates

DICK, Territa Chey-Anne

BERNARD, Teddy

LAWRENCE, Charmaine Valene

LAWRENCE, Coralie Angeline

STAFFORD, Richard Lee

Mayor

Councillor

Councillor

Councillor

Councillor

Livingstone Shire Council

Council overview

Council type:	Undivided
Election type:	Attendance ballot
Total divisions:	-

Total turnout (%)

2024
85.01%

2020
80.74%

Mayoral participation

Total candidates:	4
Voting system:	OPV
Total ballots:	25,250
Formal ballots:	24,320
Informal ballots:	930

Informality (%)

2024
Mayoral 3.68% Councillor 7.91%

2020
Mayoral 2.73% Councillor 6.58%

Councillor participation

Total candidates:	16
Voting system:	FPTP
Total ballots:	25,224
Formal ballots:	23,229
Informal ballots:	1,995

Enrolment

Total:	29,702
<i>Female:</i>	14,904
<i>Male:</i>	14,786
<i>Unspecified:</i>	12

Elected candidates

BELOT, Adam John
EASTWOOD, Patrick Thomas
FRIEND, Andrea Maree
MATHER, Glenda Mary
ROTHERY, Wade Anthony
WARCON, Lance Edward
WATSON, Rhodes Jason

Mayor
Councillor
Councillor
Councillor
Councillor
Councillor
Councillor

Lockhart River Aboriginal Shire Council

Lockhart River Aboriginal Shire Council

Council overview

Council type:	Undivided
Election type:	Attendance ballot
Total divisions:	-

Total turnout (%)

2024
60.45%
2020
60.74%

Mayoral participation

Total candidates:	2
Voting system:	OPV
Total ballots:	240
Formal ballots:	237
Informal ballots:	3

Informality (%)

2024
Mayoral 1.25% Councillor 7.08%
2020
Mayoral 1.31% Councillor 3.93%

Councillor participation

Total candidates:	8
Voting system:	FPTP
Total ballots:	240
Formal ballots:	223
Informal ballots:	17

Enrolment

Total:	397
<i>Female:</i>	216
<i>Male:</i>	181
<i>Unspecified:</i>	0

Elected candidates

BUTCHER, Wayne William
BALLY, Steven
BOWIE, Alistair Walter
DEAN, Krystal Megan
HOBSON, Dorothy Molly

Mayor
Councillor
Councillor
Councillor
Councillor

Lockyer Valley Regional Council

Council overview

Council type:	Undivided
Election type:	Attendance ballot
Total divisions:	-

Total turnout (%)

2024
85.28%

2020
80.94%

Mayoral participation

Total candidates:	3
Voting system:	OPV
Total ballots:	25,468
Formal ballots:	24,151
Informal ballots:	1,317

Informality (%)

2024
Mayoral 5.17% Councillor 10.91%

2020
Mayoral - * Councillor 8.70%

Councillor participation

Total candidates:	15
Voting system:	FPTP
Total ballots:	25,424
Formal ballots:	22,650
Informal ballots:	2,774

Enrolment

Total:	29,864
Female:	15,101
Male:	14,748
Unspecified:	15

Elected candidates

MILLIGAN, Tanya Lee-Anne
HAGAN, Michael John
NEUENDORF, David Ronald
RECK, Julie Anne
STEINHARDT, Cheryl Fay
WILSON, Anthony Gerard
WILSON, Christopher John

Mayor
Councillor
Councillor
Councillor
Councillor
Councillor
Councillor

*Uncontested

Logan City Council

Council overview	
Council type:	Divided
Election type:	Attendance ballot
Total divisions:	12

Total turnout (%)
2024 78.60%
2020 76.17%

Mayoral participation	
Total candidates:	3
Voting system:	OPV
Total ballots:	178,562
Formal ballots:	167,076
Informal ballots:	11,486

Informality (%)
2024 Mayoral 6.43% Councillor 5.34%
2020 Mayoral 7.78% Councillor 7.23%

Councillor participation	
Total candidates:	23
Voting system:	OPV
Total ballots:	99,619
Formal ballots:	94,298
Informal ballots:	5,321

Enrolment	
Total:	227,164
Female:	115,882
Male:	111,057
Unspecified:	225

Elected candidates

RAVEN, Jonathan Smyth	Mayor	
BRADLEY, Lisa Catherine	Councillor	Division 1
LANE, Teresa Maree	Councillor	Division 2
RUSSELL, Melinda Kerry	Councillor	Division 3
ST LEDGER, Nathan Trent	Councillor	Division 4
JACKSON, Paul Andrew	Councillor	Division 5
HALL, Anthony Warren*	Councillor	Division 6
FRAZER, Timothy John	Councillor	Division 7
HEREMAIA, Jacob Abbott*	Councillor	Division 8
BANNAN, Scott*	Councillor	Division 9
STEMP, Miriam Anne*	Councillor	Division 10
WILLCOCKS, Natalie Amanda*	Councillor	Division 11
MURPHY, Karen Linda	Councillor	Division 12

*Uncontested

Longreach Regional Council

Council overview

Council type:	Undivided
Election type:	Full postal ballot
Total divisions:	-

Total turnout (%)

2024
77.01%

2020
79.52%

Mayoral participation

Total candidates:	1
Voting system:	OPV
Total ballots:	-
Formal ballots:	-
Informal ballots:	-

Informality (%)

2024
Mayoral - * Councillor 1.32%

2020
Mayoral 0.71% Councillor 2.14%

Councillor participation

Total candidates:	13
Voting system:	FPTP
Total ballots:	1,966
Formal ballots:	1,940
Informal ballots:	26

Enrolment

Total:	2,553
Female:	1,303
Male:	1,249
Unspecified:	1

Elected candidates

RAYNER, Anthony Charles*

BIGNELL, Dale Joseph
EMSLIE, Anthony James
GAY, Nicole Andre
HATCH, Tracy Maree
NUNN, Leonie J
WATTS, Andrew Robert

Mayor

Councillor
Councillor
Councillor
Councillor
Councillor
Councillor

*Uncontested

Mackay Regional Council

Council overview

Council type:	Undivided
Election type:	Attendance ballot
Total divisions:	-

Total turnout (%)

2024
82.28%

2020
76.71%

Mayoral participation

Total candidates:	3
Voting system:	OPV
Total ballots:	73,111
Formal ballots:	70,761
Informal ballots:	2,350

Informality (%)

2024
Mayoral 3.21% Councillor 13.07%

2020
Mayoral - * Councillor 10.14%

Councillor participation

Total candidates:	29
Voting system:	FPTP
Total ballots:	73,008
Formal ballots:	63,467
Informal ballots:	9,541

Enrolment

Total:	88,861
Female:	44,194
Male:	44,619
Unspecified:	48

Elected candidates

WILLIAMSON, Gregory Roy	Mayor
BELLA, Martin Joseph	Councillor
CHRISTENSEN, George Robert	Councillor
COROWA, Namarca Boyce	Councillor
HASSAN, Belinda Carol	Councillor
JOHNSON, Ash-Lee Shara	Councillor
JONES, Alison Nicola	Councillor
MACRAE, Nathenea Lee	Councillor
MAY, Karen Lesley	Councillor
PATON, Heath Edward	Councillor
SHEEDY, Peter Edward	Councillor

*Uncontested

Mapoon Aboriginal Shire Council

Mapoon Aboriginal Shire Council

Council overview

Council type:	Undivided
Election type:	Attendance ballot
Total divisions:	-

Total turnout (%)

2024
58.16%
2020
69.50%

Mayoral participation

Total candidates:	4
Voting system:	OPV
Total ballots:	139
Formal ballots:	137
Informal ballots:	2

Informality (%)

2024
Mayoral 1.44% Councillor 4.32%
2020
Mayoral 0.72% Councillor 4.32%

Councillor participation

Total candidates:	7
Voting system:	FPTP
Total ballots:	139
Formal ballots:	133
Informal ballots:	6

Enrolment

Total:	239
<i>Female:</i>	130
<i>Male:</i>	109
<i>Unspecified:</i>	0

Elected candidates

GUIVARRA, Ronaldo Bryan
JIA, Sheree Peta
MCLACHLAN, Linda Faye
PITT, Maria Sana
REID, Justina Alana Rose

Mayor
Councillor
Councillor
Councillor
Councillor

Maranoa Regional Council

Council overview

Council type:	Undivided
Election type:	Hybrid ballot
Total divisions:	-

Total turnout (%)

2024
81.26%

2020
81.80%

Mayoral participation

Total candidates:	4
Voting system:	OPV
Total ballots:	7,502
Formal ballots:	7,415
Informal ballots:	87

Informality (%)

2024
Mayoral 1.16% Councillor 5.39%

2020
Mayoral 1.02% Councillor 3.82%

Councillor participation

Total candidates:	12
Voting system:	FPTP
Total ballots:	7,454
Formal ballots:	7,052
Informal ballots:	402

Enrolment

Total:	9,232
<i>Female:</i>	4,642
<i>Male:</i>	4,584
<i>Unspecified:</i>	6

Elected candidates

TAYLOR, Wendy Maree

BIRKETT, John Reginald Page

BRUMPTON, Meryl Kaye

DAVIS, Amber Kate

FLYNN, Peter Joseph

HANCOCK, Johanne Maree

O'NEIL, Cameron James

SEAWRIGHT, Brendan Robert

VINCENT, Jane

Mayor

Councillor

Councillor

Councillor

Councillor

Councillor

Councillor

Councillor

Councillor

Mareeba Shire Council

Council overview

Council type:	Undivided
Election type:	Attendance ballot
Total divisions:	-

Total turnout (%)

2024
75.77%

2020
78.85%

Mayoral participation

Total candidates:	1
Voting system:	OPV
Total ballots:	-
Formal ballots:	-
Informal ballots:	-

Informality (%)

2024
Mayoral - * Councillor 4.80%

2020
Mayoral 4.66% Councillor 7.42%

Councillor participation

Total candidates:	11
Voting system:	FPTP
Total ballots:	12,285
Formal ballots:	11,695
Informal ballots:	590

Enrolment

Total:	16,213
Female:	8,024
Male:	8,174
Unspecified:	15

Elected candidates

TOPPIN, Angela*

BRAES, Amy Kathryn
BROWN, Edward Keith
CARDILLO, Ross Michael
DAVIES, Kevin
GRAHAM, Mary Catherine
WYATT, Lenore Elizabeth Jean

Mayor

Councillor
Councillor
Councillor
Councillor
Councillor
Councillor

*Uncontested

McKinlay Shire Council

Council overview

Council type:	Undivided
Election type:	Attendance ballot
Total divisions:	-

Total turnout (%)

2024
72.41%

2020
81.42%

Mayoral participation

Total candidates:	2
Voting system:	OPV
Total ballots:	370
Formal ballots:	369
Informal ballots:	1

Informality (%)

2024
Mayoral 0.27% Councillor 0.27%

2020
Mayoral 0.71% Councillor 1.65%

Councillor participation

Total candidates:	7
Voting system:	FPTP
Total ballots:	370
Formal ballots:	369
Informal ballots:	1

Enrolment

Total:	511
<i>Female:</i>	254
<i>Male:</i>	257
<i>Unspecified:</i>	0

Elected candidates

FEGAN, Janene Mary	Mayor
LYNCH, John Cunningham	Councillor
MALONE, Fiona Lee	Councillor
ROYES, Shauna Darelle	Councillor
SPREADBOROUGH, Luke Arthur	Councillor

Moreton Bay City Council

Council overview

Council type:	Divided
Election type:	Attendance ballot
Total divisions:	12

Total turnout (%)

2024
81.33%
2020
77.44%

Mayoral participation

Total candidates:	1
Voting system:	OPV
Total ballots:	-
Formal ballots:	-
Informal ballots:	-

Informality (%)

2024
Mayoral - * Councillor 4.86%
2020
Mayoral 9.24% Councillor 7.20%

Councillor participation

Total candidates:	25
Voting system:	OPV
Total ballots:	167,024
Formal ballots:	158,904
Informal ballots:	8,120

Enrolment

Total:	345,350
Female:	179,098
Male:	165,918
Unspecified:	334

Elected candidates

FLANNERY, Peter John*

SAVIGE, Brooke*
BOOTH, Mark
HAIN, Adam Bryan
SHIPWAY, Jodie Leanne*
RUCK, Sandra Cecily
WINCHESTER, William Noel Karl
BARLOW, Yvonne Margaret*
MOLONEY, James Matthew
TONKS, Catherine Mary*
CONSTANCE, Matthew Eric
GRIMWADE, Darren John*
LATTER, Anthony Clyde

Mayor

Councillor Division 1
Councillor Division 2
Councillor Division 3
Councillor Division 4
Councillor Division 5
Councillor Division 6
Councillor Division 7
Councillor Division 8
Councillor Division 9
Councillor Division 10
Councillor Division 11
Councillor Division 12

*Uncontested

Mornington Shire Council

Mornington Shire Council

Council overview

Council type:	Undivided
Election type:	Attendance ballot
Total divisions:	-

Total turnout (%)

2024
58.78%

2020
70.08%

Mayoral participation

Total candidates:	5
Voting system:	OPV
Total ballots:	425
Formal ballots:	415
Informal ballots:	10

Informality (%)

2024
Mayoral 2.35% Councillor 6.59%

2020
Mayoral 5.34% Councillor 9.76%

Councillor participation

Total candidates:	8
Voting system:	FPTP
Total ballots:	425
Formal ballots:	397
Informal ballots:	28

Enrolment

Total:	723
<i>Female:</i>	387
<i>Male:</i>	332
<i>Unspecified:</i>	4

Elected candidates

SEWTER, Richard Wayne
LINDEN, Farrah Jaslyn
TABUAI, Tali Mauje Enrique
THOMPSON, Bob
WILSON, Renee Lucille

Mayor
Councillor
Councillor
Councillor
Councillor

Mount Isa City Council

Council overview

Council type:	Undivided
Election type:	Attendance ballot
Total divisions:	-

Total turnout (%)

2024
63.66%

2020
69.87%

Mayoral participation

Total candidates:	4
Voting system:	OPV
Total ballots:	7,586
Formal ballots:	7,357
Informal ballots:	229

Informality (%)

2024
Mayoral 3.02% Councillor 8.80%

2020
Mayoral 2.23% Councillor 5.51%

Councillor participation

Total candidates:	26
Voting system:	FPTP
Total ballots:	7,579
Formal ballots:	6,912
Informal ballots:	667

Enrolment

Total:	11,917
<i>Female:</i>	5,777
<i>Male:</i>	6,129
<i>Unspecified:</i>	11

Elected candidates

MACRAE, Peta Michelle
BALLARD, Danny William
COGHLAN, James
COGHLAN, Kim Maree
CROWTHER, Ian Travis
DOYLE, Malcolm John
TULLY, Colin John

Mayor
Councillor
Councillor
Councillor
Councillor
Councillor
Councillor

Murweh Shire Council

Murweh Shire Council

Council overview

Council type:	Undivided
Election type:	Attendance ballot
Total divisions:	-

Total turnout (%)

2024
81.88%

2020
84.73%

Mayoral participation

Total candidates:	1
Voting system:	OPV
Total ballots:	-
Formal ballots:	-
Informal ballots:	-

Informality (%)

2024
Mayoral - * Councillor 1.93%

2020
Mayoral 1.02% Councillor 1.57%

Councillor participation

Total candidates:	11
Voting system:	FPTP
Total ballots:	2,431
Formal ballots:	2,384
Informal ballots:	47

Enrolment

Total:	2,969
Female:	1,518
Male:	1,451
Unspecified:	0

Elected candidates

RADNEDGE, Shaun*	Mayor
ALEXANDER, Peter Clement	Councillor
EBSWORTH, Michelle Zofia	Councillor
ECKEL, Robert Wayne	Councillor
SOMMERFIELD, Teri Rae	Councillor

*Uncontested

Napranum Aboriginal Shire Council

Napranum Aboriginal Shire Council

Council overview

Council type:	Undivided
Election type:	Attendance ballot
Total divisions:	-

Total turnout (%)

2024
54.26%

2020
65.60%

Mayoral participation

Total candidates:	2
Voting system:	OPV
Total ballots:	350
Formal ballots:	345
Informal ballots:	5

Informality (%)

2024
Mayoral 1.43% Councillor 6.57%

2020
Mayoral 1.89% Councillor 11.62%

Councillor participation

Total candidates:	6
Voting system:	FPTP
Total ballots:	350
Formal ballots:	327
Informal ballots:	23

Enrolment

Total:	645
<i>Female:</i>	326
<i>Male:</i>	318
<i>Unspecified:</i>	1

Elected candidates

CHEVATHEN, Roy Kevin
ADIDI, Mopas Margaret
MADUA, Ernest James
MAIRU, Egito
WIGNESS, Robert Gobidar

Mayor
Councillor
Councillor
Councillor
Councillor

Noosa Shire Council

Council overview

Council type:	Undivided
Election type:	Attendance ballot
Total divisions:	-

Total turnout (%)

2024
82.51%

2020
75.53%

Mayoral participation

Total candidates:	4
Voting system:	OPV
Total ballots:	36,408
Formal ballots:	34,499
Informal ballots:	1,909

Informality (%)

2024
Mayoral 5.24% Councillor 10.39%

2020
Mayoral 3.10% Councillor 8.87%

Councillor participation

Total candidates:	14
Voting system:	FPTP
Total ballots:	36,326
Formal ballots:	32,553
Informal ballots:	3,773

Enrolment

Total:	44,127
<i>Female:</i>	22,858
<i>Male:</i>	21,252
<i>Unspecified:</i>	17

Elected candidates

WILKIE, Frank

FINZEL, Karen Anne
LORENTSON, Amelia
PHILLIPS, Jessica
STOCKWELL, Brian Richard
WEGENER, Thomas Stiles
WILSON, Nicola

Mayor

Councillor
Councillor
Councillor
Councillor
Councillor
Councillor

North Burnett Regional Council

North Burnett Regional Council

Council overview

Council type:	Divided
Election type:	Full postal ballot
Total divisions:	6

Total turnout (%)

2024
81.62%
2020
81.24%

Mayoral participation

Total candidates:	3
Voting system:	OPV
Total ballots:	6,211
Formal ballots:	6,141
Informal ballots:	70

Informality (%)

2024
Mayoral 1.13% Councillor 1.76%
2020
Mayoral - * Councillor 1.26%

Councillor participation

Total candidates:	14
Voting system:	OPV
Total ballots:	5,099
Formal ballots:	5,009
Informal ballots:	90

Enrolment

Total:	7,610
Female:	3,751
Male:	3,856
Unspecified:	3

Elected candidates

HOTZ, Leslie David

JONES, Melinda Jean

VAUGHAN, Petrina May

PAYNE, Susan Mary*

MCGILVERY, Renee Carmen

DINGLE, Michael Edward

THOMPSON, Moira Anne

Mayor

Councillor Division 1

Councillor Division 2

Councillor Division 3

Councillor Division 4

Councillor Division 5

Councillor Division 6

*Uncontested

Northern Peninsula Area Regional Council

Northern Peninsula Area Regional Council

Council overview

Council type:	Divided
Election type:	Attendance ballot
Total divisions:	5

Total turnout (%)

2024
68.00%

2020
72.10%

Mayoral participation

Total candidates:	5
Voting system:	OPV
Total ballots:	1,071
Formal ballots:	1,057
Informal ballots:	14

Informality (%)

2024
Mayoral 1.31% Councillor 2.53%

2020
Mayoral 0.48% Councillor 0.38%

Councillor participation

Total candidates:	13
Voting system:	OPV
Total ballots:	632
Formal ballots:	616
Informal ballots:	16

Enrolment

Total:	1,575
Female:	854
Male:	721
Unspecified:	0

Elected candidates

POI POI, Robert Charles

BYRNE, David Edward

YOELU, Mary Mawella

GEBADI, Kitty Alvina Estelle*

BOND, Marlene Kerri

ELU, Bradford Nawia

Mayor

Councillor Division 1

Councillor Division 2

Councillor Division 3

Councillor Division 4

Councillor Division 5

*Uncontested

Palm Island Aboriginal Shire Council

Palm Island Aboriginal Shire Council

Council overview

Council type:	Undivided
Election type:	Attendance ballot
Total divisions:	-

Total turnout (%)

2024
57.95%
2020
74.80%

Mayoral participation

Total candidates:	3
Voting system:	OPV
Total ballots:	736
Formal ballots:	730
Informal ballots:	6

Informality (%)

2024
Mayoral 0.82% Councillor 5.03%
2020
Mayoral 1.19% Councillor 8.06%

Councillor participation

Total candidates:	11
Voting system:	FPTP
Total ballots:	735
Formal ballots:	698
Informal ballots:	37

Enrolment

Total:	1,270
<i>Female:</i>	654
<i>Male:</i>	616
<i>Unspecified:</i>	0

Elected candidates

LACEY, Alfred James

BULSEY, Germaine John

OUI, Ebanese Malcolm Joseph

OUI, Mersane Delena Dawn

SIBLEY, Telstan Frank James

Mayor

Councillor

Councillor

Councillor

Councillor

Paroo Shire Council

Council overview

Council type:	Undivided
Election type:	Full postal ballot
Total divisions:	-

Total turnout (%)

2024	74.16%
2020	75.20%

Mayoral participation

Total candidates:	4
Voting system:	OPV
Total ballots:	881
Formal ballots:	873
Informal ballots:	8

Informality (%)

2024	Mayoral 0.91% Councillor 1.18%
2020	Mayoral 0.60% Councillor 0.87%

Councillor participation

Total candidates:	15
Voting system:	FPTP
Total ballots:	848
Formal ballots:	838
Informal ballots:	10

Enrolment

Total:	1,188
Female:	590
Male:	598
Unspecified:	0

Elected candidates

BERESFORD, Suzette Catherine	Mayor
BRAIN, Richard Francis	Councillor
JACKSON, Corissa Louise	Councillor
KING, Thomas	Councillor
WOODCROFT, Joann Margaret	Councillor

Pormpuraaw Aboriginal Shire Council

Pormpuraaw Aboriginal Shire Council

Council overview

Council type:	Undivided
Election type:	Attendance ballot
Total divisions:	-

Total turnout (%)

2024
69.62%
2020
82.56%

Mayoral participation

Total candidates:	4
Voting system:	OPV
Total ballots:	330
Formal ballots:	325
Informal ballots:	5

Informality (%)

2024
Mayoral 1.52% Councillor 10.00%
2020
Mayoral 1.87% Councillor 6.15%

Councillor participation

Total candidates:	12
Voting system:	FPTP
Total ballots:	330
Formal ballots:	297
Informal ballots:	33

Enrolment

Total:	474
<i>Female:</i>	248
<i>Male:</i>	226
<i>Unspecified:</i>	0

Elected candidates

KENDALL, Ralph Thomas
BARNEY, Keith
EDWARDS, Romina Rose
FOOTE, Lucy Margaret
KOO-AGA, Timothy Logan

Mayor
Councillor
Councillor
Councillor
Councillor

Quilpie Shire Council

Council overview

Council type:	Undivided
Election type:	Full postal ballot
Total divisions:	-

Total turnout (%)

2024
83.08%

2020
85.77%

Mayoral participation

Total candidates:	2
Voting system:	OPV
Total ballots:	496
Formal ballots:	491
Informal ballots:	5

Informality (%)

2024
Mayoral 1.01% Councillor 0.61%

2020
Mayoral - * Councillor 0.65%

Councillor participation

Total candidates:	8
Voting system:	FPTP
Total ballots:	492
Formal ballots:	489
Informal ballots:	3

Enrolment

Total:	597
Female:	295
Male:	302
Unspecified:	0

Elected candidates

HALL, Benjamin Alexander	Mayor
BARNES, Lynette Margaret	Councillor
LANDER, Anthony William	Councillor
MILOSEVIC, Milan Shane	Councillor
VOLZ, Roger Lindsay	Councillor

*Uncontested

Redland City Council

Council overview

Council type:	Divided
Election type:	Attendance ballot
Total divisions:	10

Total turnout (%)

2024
86.98%

2020
81.38%

Mayoral participation

Total candidates:	3
Voting system:	OPV
Total ballots:	104,564
Formal ballots:	100,756
Informal ballots:	3,808

Informality (%)

2024
Mayoral 3.64% Councillor 4.08%

2020
Mayoral 4.34% Councillor 4.52%

Councillor participation

Total candidates:	20
Voting system:	OPV
Total ballots:	83,455
Formal ballots:	80,053
Informal ballots:	3,402

Enrolment

Total:	120,220
Female:	62,257
Male:	57,874
Unspecified:	89

Elected candidates

MITCHELL, Jocelyn Dale

BOGLARY, Wendy*

MITCHELL, Peter

GOLLE, Paul David

HEWLETT, Lance James

RENDALLS, Shane

TALTY, Julie Kim

MCKENZIE, Rowanne Lee

HUGES, Tracey Anne

COLLEY, Jason

BISHOP, Paul Brendan*

Mayor

Councillor Division 1

Councillor Division 2

Councillor Division 3

Councillor Division 4

Councillor Division 5

Councillor Division 6

Councillor Division 7

Councillor Division 8

Councillor Division 9

Councillor Division 10

*Uncontested

Richmond Shire Council

Council overview

Council type:	Undivided
Election type:	Full postal ballot
Total divisions:	-

Total turnout (%)

2024
80.88%

2020
76.87%

Mayoral participation

Total candidates:	1
Voting system:	OPV
Total ballots:	-
Formal ballots:	-
Informal ballots:	-

Informality (%)

2024
Mayoral - * Councillor 0.65%

2020
Mayoral - * Councillor 0.47%

Councillor participation

Total candidates:	8
Voting system:	FPTP
Total ballots:	461
Formal ballots:	458
Informal ballots:	3

Enrolment

Total:	570
Female:	280
Male:	290
Unspecified:	0

Elected candidates

WHARTON, John Mcarthur*
BROWN, Judith Kim
EASTON, Megan Frances
FLUTE, Terrence John
FOX, Patsy-Ann
JOHNSTON, Sherreen Allison

Mayor
Councillor
Councillor
Councillor
Councillor
Councillor

*Uncontested

Rockhampton Regional Council

Council overview

Council type:	Divided
Election type:	Attendance ballot
Total divisions:	7

Total turnout (%)

2024
82.66%
2020
78.30%

Mayoral participation

Total candidates:	2
Voting system:	OPV
Total ballots:	48,939
Formal ballots:	46,323
Informal ballots:	2,616

Informality (%)

2024
Mayoral 5.35% Councillor 4.53%
2020
Mayoral 4.29% Councillor 4.02%

Councillor participation

Total candidates:	12
Voting system:	OPV
Total ballots:	21,802
Formal ballots:	20,814
Informal ballots:	988

Enrolment

Total:	59,202
Female:	30,187
Male:	28,986
Unspecified:	29

Elected candidates

WILLIAMS, Anthony Paul

LATCHAM, Shane*
FISHER, Neil Karl
MATHERS, Grant Desmond*
ORAM, Edward William
RUTHERFORD, Cherie Ruth*
WICKERSON, Michael Drew*
TAYLOR, Marika Addie

Mayor

Councillor	Division 1
Councillor	Division 2
Councillor	Division 3
Councillor	Division 4
Councillor	Division 5
Councillor	Division 6
Councillor	Division 7

*Uncontested

Scenic Rim Regional Council

Scenic Rim Regional Council

Council overview

Council type:	Divided
Election type:	Attendance ballot
Total divisions:	6

Total turnout (%)

2024
84.36%

2020
80.97%

Mayoral participation

Total candidates:	3
Voting system:	OPV
Total ballots:	27,933
Formal ballots:	26,873
Informal ballots:	1,060

Informality (%)

2024
Mayoral 3.79% Councillor 3.49%

2020
Mayoral 4.35% Councillor 3.93%

Councillor participation

Total candidates:	13
Voting system:	OPV
Total ballots:	23,541
Formal ballots:	22,720
Informal ballots:	821

Enrolment

Total:	33,111
Female:	16,911
Male:	16,184
Unspecified:	16

Elected candidates

SHARP, Thomas James

HAY, Amanda Joanne

CRYER, Kerri-Marie Robin

MORIARTY, Stephen Andrew*

SANDERS, Jennifer

CHALK, Marshall John

MCINNES, Duncan Alexander

Mayor

Councillor Division 1

Councillor Division 2

Councillor Division 3

Councillor Division 4

Councillor Division 5

Councillor Division 6

*Uncontested

Somerset Regional Council

Council overview

Council type:	Undivided
Election type:	Attendance ballot
Total divisions:	-

Total turnout (%)

2024
85.35%
2020
79.65%

Mayoral participation

Total candidates:	2
Voting system:	OPV
Total ballots:	16,503
Formal ballots:	15,862
Informal ballots:	641

Informality (%)

2024
Mayoral 3.88% Councillor 9.03%
2020
Mayoral - * Councillor 7.48%

Councillor participation

Total candidates:	14
Voting system:	FPTP
Total ballots:	16,481
Formal ballots:	14,992
Informal ballots:	1,489

Enrolment

Total:	19,335
Female:	9,634
Male:	9,687
Unspecified:	14

Elected candidates

WENDT, Jason Robert
BISHOP, Michael Douglas
BRIESCHKE, Helen Barbara
FREESE, Brett Wayne
HURLEY, Tiara Klare
ISIDRO, Kylee Ann
JESS, Sally Anne

Mayor
Councillor
Councillor
Councillor
Councillor
Councillor
Councillor

**Uncontested*

South Burnett Regional Council

South Burnett Regional Council

Council overview

Council type:	Divided
Election type:	Attendance ballot
Total divisions:	6

Total turnout (%)

2024
85.60%

2020
83.60%

Mayoral participation

Total candidates:	4
Voting system:	OPV
Total ballots:	22,040
Formal ballots:	21,527
Informal ballots:	513

Informality (%)

2024
Mayoral 2.33% Councillor 3.48%

2020
Mayoral 2.82% Councillor 2.37%

Councillor participation

Total candidates:	16
Voting system:	OPV
Total ballots:	18,738
Formal ballots:	18,085
Informal ballots:	653

Enrolment

Total:	25,749
Female:	13,003
Male:	12,723
Unspecified:	23

Elected candidates

DUFF, Kathryn Anne

ERKENS, Jane

LITTLE, Linda Mary

POTTER, Danita Alison*

DENNIEN, Debra Ann

SANDER, Heath Laurance

HEIT, Rosamund Lesley

Mayor

Councillor Division 1

Councillor Division 2

Councillor Division 3

Councillor Division 4

Councillor Division 5

Councillor Division 6

*Uncontested

Southern Downs Regional Council

Southern Downs Regional Council

Council overview

Council type:	Undivided
Election type:	Attendance ballot
Total divisions:	-

Total turnout (%)

2024
86.50%

2020
84.86%

Mayoral participation

Total candidates:	3
Voting system:	OPV
Total ballots:	24,501
Formal ballots:	23,640
Informal ballots:	861

Informality (%)

2024
Mayoral 3.51% Councillor 10.29%

2020
Mayoral 2.37% Councillor 7.16%

Councillor participation

Total candidates:	17
Voting system:	FPTP
Total ballots:	24,477
Formal ballots:	21,958
Informal ballots:	2,519

Enrolment

Total:	28,325
Female:	14,435
Male:	13,877
Unspecified:	13

Elected candidates

HAMILTON, Melissa Jane

BARTLEY, Ross Trevor

DEANE, Sarah Jane

HARSLETT, Morwenna Bernadette

MCDONALD, Cynthia Louise

PIDGEON, Carla Maree

RICHTERS, Joel Anthony

WANTLING, Russell Arthur

WINDLE, Sheryl Ann

Mayor

Councillor

Councillor

Councillor

Councillor

Councillor

Councillor

Councillor

Councillor

Sunshine Coast Regional Council

Sunshine Coast Regional Council

Council overview

Council type:	Divided
Election type:	Attendance ballot
Total divisions:	10

Total turnout (%)

2024
83.16%

2020
75.06%

Mayoral participation

Total candidates:	6
Voting system:	OPV
Total ballots:	217,328
Formal ballots:	206,991
Informal ballots:	10,337

Informality (%)

2024
Mayoral 4.76% Councillor 5.34%

2020
Mayoral 7.34% Councillor 6.47%

Councillor participation

Total candidates:	33
Voting system:	OPV
Total ballots:	195,110
Formal ballots:	184,685
Informal ballots:	10,425

Enrolment

Total:	261,326
Female:	137,205
Male:	123,947
Unspecified:	174

Elected candidates

NATOLI, Rosanna

BRODERICK, Jennifer Jean
LANDSBERG, Terry Francis
BURNS, Timothy Brian
NATOLI, Giuseppe Antonio
JOHNSTON, Winston Evans
DICKSON, Christian Lance*
HUNGERFORD, Edmund Donald
BUNNAG, Taylor
SUAREZ, Maria Nada
LAW, David John

Mayor

Councillor Division 1
Councillor Division 2
Councillor Division 3
Councillor Division 4
Councillor Division 5
Councillor Division 6
Councillor Division 7
Councillor Division 8
Councillor Division 9
Councillor Division 10

*Uncontested

Tablelands Regional Council

Tablelands Regional Council

Council overview

Council type:	Divided
Election type:	Attendance ballot
Total divisions:	6

Total turnout (%)

2024
80.64%

2020
77.98%

Mayoral participation

Total candidates:	2
Voting system:	OPV
Total ballots:	16,193
Formal ballots:	15,416
Informal ballots:	777

Informality (%)

2024
Mayoral 4.80% Councillor 4.47%

2020
Mayoral 3.61% Councillor 4.40%

Councillor participation

Total candidates:	14
Voting system:	OPV
Total ballots:	11,097
Formal ballots:	10,601
Informal ballots:	496

Enrolment

Total:	20,081
Female:	10,331
Male:	9,738
Unspecified:	12

Elected candidates

MARTI, Rodney Donald
CARDEW, Kevin Leslie
HAYDON, Annette Dawn
BILNEY, David John*
BAADE, Maree Louise
SPANOS, Constantinos*
LANG, Kylie-Anne

Mayor
Councillor Division 1
Councillor Division 2
Councillor Division 3
Councillor Division 4
Councillor Division 5
Councillor Division 6

*Uncontested

Toowoomba Regional Council

Toowoomba Regional Council

Council overview

Council type:	Undivided
Election type:	Attendance ballot
Total divisions:	-

Total turnout (%)

2024
85.97%

2020
82.07%

Mayoral participation

Total candidates:	2
Voting system:	OPV
Total ballots:	108,767
Formal ballots:	103,232
Informal ballots:	5,535

Informality (%)

2024
Mayoral 5.09% Councillor 10.48%

2020
Mayoral 3.91% Councillor 10.95%

Councillor participation

Total candidates:	27
Voting system:	FPTP
Total ballots:	108,630
Formal ballots:	97,246
Informal ballots:	11,384

Enrolment

Total:	126,513
Female:	65,909
Male:	60,508
Unspecified:	96

Elected candidates

MCDONALD, Geoffrey Charles

CAHILL, Wayne William

FARQUHAR, Edwina Jane

GARDNER, Gary Francis

MANTEUFEL, Trevor Rodney

MCMAHON, Timothy Peter

O'SHEA, James Joseph

SHINE, Kerry Gerard

TAYLOR, Carol Estelle

TAYLOR, Melissa Margaret

VONHOFF, Rebecca Louise

Mayor

Councillor

Councillor

Councillor

Councillor

Councillor

Councillor

Councillor

Councillor

Councillor

Councillor

Torres Shire Council

Council overview

Council type:	Undivided
Election type:	Attendance ballot
Total divisions:	-

Total turnout (%)

2024
68.25%
2020
70.73%

Mayoral participation

Total candidates:	2
Voting system:	OPV
Total ballots:	1,393
Formal ballots:	1,383
Informal ballots:	10

Informality (%)

2024
Mayoral 0.72% Councillor 2.23%
2020
Mayoral 1.59% Councillor 7.11%

Councillor participation

Total candidates:	12
Voting system:	FPTP
Total ballots:	1,393
Formal ballots:	1,362
Informal ballots:	31

Enrolment

Total:	2,041
Female:	1,062
Male:	978
Unspecified:	0

Elected candidates

SERIAT, Elsie Belpkina	Mayor
BANI, Gabriel	Councillor
FUJII, Thomas Francis Masaio	Councillor
LOBAN, Thomas	Councillor
NAKATA, Toshio Noel	Councillor

Torres Strait Island Regional Council

Torres Strait Island Regional Council

Council overview

Council type:	Divided
Election type:	Attendance ballot
Total divisions:	15

Total turnout (%)

2024
73.70%
2020
81.30%

Mayoral participation

Total candidates:	5
Voting system:	OPV
Total ballots:	2,001
Formal ballots:	1,993
Informal ballots:	8

Informality (%)

2024
Mayoral 0.40% Councillor 0.35%
2020
Mayoral 0.59% Councillor 0.81%

Councillor participation

Total candidates:	33
Voting system:	OPV
Total ballots:	1,715
Formal ballots:	1,709
Informal ballots:	6

Enrolment

Total:	2,715
Female:	1,414
Male:	1,298
Unspecified:	3

Elected candidates

MOSBY, Phillemon Sereako

TOBY, Dimas Pinaith
ELISALA, Torenzo Elmazac Ridgeway*
ANIBA, Chelsea Gertrude
FELL, Keith Marshall*
WOSOMO, Ranetta Robyn
MANAS, Iona Cyril
LEVI, John Edward
DORANTE, Seriako Henry
HANKIN, Aggie Sumai
TAMU, Kabay Jamaal
PEARSON, Francis*
MOSBY, Ted Slattery
STEPHEN, Rocky Gabriel*
MYE, Nixon Yanga
KAIGEY, Bob Kevin

Mayor

Councillor	Division 1
Councillor	Division 2
Councillor	Division 3
Councillor	Division 4
Councillor	Division 5
Councillor	Division 6
Councillor	Division 7
Councillor	Division 8
Councillor	Division 9
Councillor	Division 10
Councillor	Division 11
Councillor	Division 12
Councillor	Division 13
Councillor	Division 14
Councillor	Division 15

*Uncontested

Townsville City Council

Townsville City Council

Council overview

Council type:	Divided
Election type:	Attendance ballot
Total divisions:	10

Total turnout (%)

2024
79.21%

2020
74.27%

Mayoral participation

Total candidates:	3
Voting system:	OPV
Total ballots:	112,020
Formal ballots:	108,111
Informal ballots:	3,909

Informality (%)

2024
Mayoral 3.49% Councillor 3.52%

2020
Mayoral 3.00% Councillor 3.72%

Councillor participation

Total candidates:	24
Voting system:	OPV
Total ballots:	88,597
Formal ballots:	85,482
Informal ballots:	3,115

Enrolment

Total:	141,424
Female:	71,579
Male:	69,750
Unspecified:	95

Elected candidates

THOMPSON, Troy Joseph

JACOB, Paul Thomas

PHILLIPS, Brodie Francis

GREANEY, Ann-Maree

PRICE, Kristian Mark

DIROU, Vera Emily

BATKOVIC, Suzy Rose*

REHBEIN, Kurt Spencer*

ROBINSON, Andrew David

MOONEY, Liam John

ELLIS, Brady John

Mayor

Councillor Division 1

Councillor Division 2

Councillor Division 3

Councillor Division 4

Councillor Division 5

Councillor Division 6

Councillor Division 7

Councillor Division 8

Councillor Division 9

Councillor Division 10

*Uncontested

Western Downs Regional Council

Western Downs Regional Council

Council overview

Council type:	Undivided
Election type:	Full postal ballot
Total divisions:	-

Total turnout (%)

2024
75.10%

2020
75.91%

Mayoral participation

Total candidates:	2
Voting system:	OPV
Total ballots:	18,335
Formal ballots:	17,993
Informal ballots:	342

Informality (%)

2024
Mayoral 1.87% Councillor 3.38%

2020
Mayoral 1.48% Councillor 4.31%

Councillor participation

Total candidates:	11
Voting system:	FPTP
Total ballots:	17,967
Formal ballots:	17,360
Informal ballots:	607

Enrolment

Total:	24,415
<i>Female:</i>	12,056
<i>Male:</i>	12,341
<i>Unspecified:</i>	18

Elected candidates

SMITH, Andrew Norman
BOUGOURE, Sophia
BOURNE, Kylie Ann
CONDON, Samuel Joseph
JAMES, Megan Jane
MAGUIRE, Kaye Allison
MOORE, Owen George
OLM, Gregory Maurice
SAXELBY, Peter Thomas

Mayor
Councillor
Councillor
Councillor
Councillor
Councillor
Councillor
Councillor
Councillor

Whitsunday Regional Council

Whitsunday Regional Council

Council overview

Council type:	Divided
Election type:	Attendance ballot
Total divisions:	6

Total turnout (%)

2024
81.27%

2020
73.32%

Mayoral participation

Total candidates:	4
Voting system:	OPV
Total ballots:	19,930
Formal ballots:	18,746
Informal ballots:	1,184

Informality (%)

2024
Mayoral 5.94% Councillor 5.34%

2020
Mayoral - * Councillor 3.22%

Councillor participation

Total candidates:	8
Voting system:	OPV
Total ballots:	6,757
Formal ballots:	6,396
Informal ballots:	361

Enrolment

Total:	24,524
Female:	11,985
Male:	12,517
Unspecified:	22

Elected candidates

COLLINS, Ry

CLIFFORD, Janet Louise*

BAUMAN, Clayton Stuart

COLLINS, John William Patrick*

WRIGHT, Michelle Elizabeth*

SIMPSON, Gary William*

FINLAY, John Thomas

Mayor

Councillor Division 1

Councillor Division 2

Councillor Division 3

Councillor Division 4

Councillor Division 5

Councillor Division 6

*Uncontested

Winton Shire Council

Council overview

Council type:	Undivided
Election type:	Attendance ballot
Total divisions:	-

Total turnout (%)

2024
87.19%

2020
88.96%

Mayoral participation

Total candidates:	2
Voting system:	OPV
Total ballots:	762
Formal ballots:	762
Informal ballots:	0

Informality (%)

2024
Mayoral 0.00% Councillor 0.79%

2020
Mayoral 0.28% Councillor 1.66%

Councillor participation

Total candidates:	9
Voting system:	FPTP
Total ballots:	757
Formal ballots:	751
Informal ballots:	6

Enrolment

Total:	874
Female:	440
Male:	433
Unspecified:	1

Elected candidates

WHITE, Catherine Patricia
DORRIES, Julie Ann
ELLIOTT, Diamantina Isabel
LENTON, Adrian John
MUTTON, Jacob John
STANDFAST, Frank Maxwell

Mayor
Councillor
Councillor
Councillor
Councillor
Councillor

Woorabinda Aboriginal Shire Council

Woorabinda Aboriginal Shire Council

Council overview

Council type:	Undivided
Election type:	Attendance ballot
Total divisions:	-

Total turnout (%)

2024

63.59%

2020

84.40%

Mayoral participation

Total candidates:	4
Voting system:	OPV
Total ballots:	351
Formal ballots:	351
Informal ballots:	0

Informality (%)

2024

Mayoral 0.00% Councillor 0.85%

2020

Mayoral 1.45% Councillor 1.81%

Councillor participation

Total candidates:	12
Voting system:	FPTP
Total ballots:	351
Formal ballots:	348
Informal ballots:	3

Enrolment

Total:	552
Female:	304
Male:	248
Unspecified:	0

Elected candidates

MUNNS, Terence

BOOTH, Howard Benjamin Michael

MUNNS, Anthony Campbell

SAVAGE, Wagwan Mulona

SMITH, Stewart Hughie

Mayor

Councillor

Councillor

Councillor

Councillor

Wujal Wujal Aboriginal Shire Council

Wujal Wujal Aboriginal Shire Council

Council overview

Council type:	Undivided
Election type:	Attendance ballot
Total divisions:	-

Total turnout (%)

2024
64.25%
2020
76.92%

Mayoral participation

Total candidates:	2
Voting system:	OPV
Total ballots:	142
Formal ballots:	139
Informal ballots:	3

Informality (%)

2024
Mayoral 2.11% Councillor 1.42%
2020
Mayoral 1.88% Councillor - *

Councillor participation

Total candidates:	6
Voting system:	FPTP
Total ballots:	141
Formal ballots:	139
Informal ballots:	2

Enrolment

Total:	221
Female:	114
Male:	107
Unspecified:	0

Elected candidates

GIBSON, Allister	Mayor
BLOOMFIELD, Robert Derek	Councillor
CREEK, Lucas Edward Allan	Councillor
GROGAN-DOUGHBOY, Claudia Sherylene	Councillor
JACK-TAYLEY, Nikita	Councillor

*Uncontested

Yarrabah Aboriginal Shire Council

Yarrabah Aboriginal Shire Council

Council overview

Council type:	Undivided
Election type:	Attendance ballot
Total divisions:	-

Total turnout (%)

2024
61.67%

2020
74.60%

Mayoral participation

Total candidates:	3
Voting system:	OPV
Total ballots:	1,025
Formal ballots:	1,009
Informal ballots:	16

Informality (%)

2024
Mayoral 1.56% Councillor 4.20%

2020
Mayoral 0.79% Councillor 2.82%

Councillor participation

Total candidates:	16
Voting system:	FPTP
Total ballots:	1,025
Formal ballots:	982
Informal ballots:	43

Enrolment

Total:	1,662
<i>Female:</i>	855
<i>Male:</i>	806
<i>Unspecified:</i>	1

Elected candidates

SEXTON, Daryl

MURGHA, Hezron Shem

NEAL, Amy Paula

SANDS, Michael Theodore

UNDERWOOD, Brian Colridge

Mayor

Councillor

Councillor

Councillor

Councillor



**Electoral
Commission**
QUEENSLAND

Post: GPO Box 1393
BRISBANE QLD 4001

Telephone: 1300 881 665

Email: ecq@ecq.qld.gov.au